

Conclusion: end report

DaCoPAn2

Helsinki, 7th May 2005
Software Engineering Project
UNIVERSITY OF HELSINKI
Department of Computer Science

Course

581260-4 Software Engineering Project (6 cr)

Project Group

Mikko Airaksinen

Tomi Korkki

Pauli Miettinen

Timo Tuominen

Mikko Väänänen

Customer

Markku Kojo

Project Masters

Juha Taina (Supervisor)

Marianne Korpela (Instructor)

Homepage

<http://www.cs.helsinki.fi/group/dacopan2>

Change Log

Version	Date	Modifications
1.0	06.05.2005	First and last version

Contents

1	Introduction	1
2	Organization and working procedures	1
2.1	Group organization and roles	1
2.2	Working procedures	2
3	Analysis of schedule, working hours, and project size	3
3.1	Schedule	3
3.2	Workload	3
3.3	Cumulative individual workload	3
3.4	Weekly working hours	4
3.5	Hours spent for different tasks	6
3.6	Project size	8
4	Conclusion	9
	References	10
	Appendices	
	A Work reports	

1 Introduction

This is the conclusion document of the DaCoPAn2 Software Engineering Project, which took place at the Computer Science Department of the University of Helsinki in the Spring of 2005. The project was a follow-up of the DaCoPAn Software Engineering Project of 2004 and was based on the Animator subsystem produced by the DaCoPAn Helsinki Group. The DaCoPAn Animator is a network traffic visualization tool which draws various animations based on data collected and analyzed from actual network communications. The DaCoPAn2 project's goal was to enhance some aspects of Animator 1.0, and to develop an altogether new animation type to complement the existing ones. In the group's own view, these goals were achieved well, as the produced software satisfies all the requirements set for it, and the project was finished in time.

This document evaluates various aspects of the software process in light of the guidelines declared in the original Project Plan [1].

The document begins with an evaluation of the groups working procedures followed by an analysis of different quantitative issues including the schedule of the project, the distribution of working hours, and the project size. It concludes with an informal final summary of the group's own evaluation of their work and the project.

2 Organization and working procedures

This section evaluates how the actual working methods and conventions of the group turned out and how they possibly differed from what was planned.

2.1 Group organization and roles

In the beginning of the project, the roles described in the project plan were assigned to the group members. However, although these roles were acknowledged during the work process, they did not impose any strict constraints on each individuals' contributions. When the roles included some concrete responsibilities like communicating with the customer or maintaining the CVS environment, the role holder accomplished their tasks well.

The role of the Test manager was not assigned during project planning, and was left to be decided later. It was assigned to Mikko Airaksinen, whose main responsibility was to educate himself with the RITA test software and run the unit tests there. However, the software was found to be unsuitable for this kind of user interface oriented project, and the reasons for which are explained in the Test execution document.

In practice, the actual roles and responsibilities of the group members were more a question of which components of the program each individual worked on, not of the

assigned roles. The program was divided into logical areas of responsibility early on, and those members having most experience on Swing User Interface programming were assigned to work on the new TSC component, which turned out to be an efficient way of dividing the workload. Altogether, it is felt that the right people were assigned the right tasks according to their skills and desires.

2.2 Working procedures

The communication channels described in the project plan were mostly used as described, with the exception of the TWiki, which was set up but was never really used since it wasn't easy to use and didn't have any clear function in the project.

The communication of the group was perhaps not as transparent and formal as the project plan states. Many decisions were made during informal discussions and local conversations, and weren't written down anywhere. For example, the minutes taken at the meetings were regarded more as a formality and they weren't taken full use of later. There was a positive side to this, because the atmosphere and spirit of the group was relaxed and enabled free exchange of ideas. Strict conformance to predefined bureaucratic conventions could have inhibited this. On the other hand, it has to be admitted that the quality of documentation might have suffered from this. There were some moments when it was unclear what had actually been decided about some issue.

Some of the regular meetings might have suffered from lack of focus, because they weren't planned ahead. On the other hand, the informal and formal technical reviews and the code review, for which everybody had prepared beforehand were efficient in bringing out faults and other unthought-of features in the reviewed products.

Communication with the customer in the requirements engineering phase worked well after the initial prototypes had been prepared. After the requirements document had been reviewed with the customer, communication with him was minimal. In retrospect, it could have been beneficial to consult the customer during implementation phase and present to him the existing software when changes could still be made to it. Although the gathered requirements were mostly sufficient for the design and implementation, an approval from the customer of a preliminary program version could have further assured us that we were on the right track.

An additional resource available, consultation with the original DaCoPAn members, was not taken advantage of. It could have aided in understanding the design decisions of the Animator.

3 Analysis of schedule, working hours, and project size

In this section, the planned schedule of the project is compared to the actual final schedule. An overview of the team's working hours and their analysis is also presented. The full listings of each member's hours is included as an appendix.

This section also includes a comparison of the size estimate of the project with its actual measured size and an analysis of the differences.

3.1 Schedule

The project schedule was heavily refined during the software process and milestones were postponed, but this did not prevent the project from finishing in time. The initial and final schedules can be compared in the documents [1] and [2].

The main reason for the postponing of several deadlines was that the project got a relatively slow start, and was already behind schedule after the first few weeks. This was mainly due to psychological factors. The work efficiency, especially when working on documentation, was not as good as could be hoped for. They also often required heavy refinement after their review, which took much time. Another reason for postponing of the documentation was that the first date set for the informal technical review of the Requirements document was not suitable for the customer and it had to be postponed.

The lagging of the schedule resulted in a few problematic anomalies. First, the final version of the Requirements document was being worked at the same time as the Design document, and the latter was after all based on the former. This might have affected the quality of the Design document. Secondly, the testing phase was truncated to a mere shadow of the two week period originally planned for it. More testing would not have hurt the quality of the final product.

3.2 Workload

The complete work hour listings for all the project members are included as an appendix to this document. In addition, this section includes some diagrams and statistics of the working hours.

3.3 Cumulative individual workload

The total working hours of the participants are as follows:

Mikko Airaksinen 133

Mikko Väänänen 213

Pauli Miettinen 249

Timo Tuominen 275
 Tomi Korkki 236

Figure 1 is a diagram which displays the cumulation of working hours day by day in the project for all the participants. It clearly shows the slow acceleration of the curves during the initial three weeks with also a clear steepening when the end of the project approaches. The diagram also shows the fact that one of the participants had long periods of inactivity in the first half of the period due to personal commitments and couldn't keep up with the others due to other work, even though his contribution strengthened considerably near the end.

3.4 Weekly working hours

Figures 2 to 6 depict the hours the participants worked each week. It confirms the notion that the balancing of the workload during the span of the project was anything but balanced. The Y axis shows a tick for the recommended norm of 17 hours per week, which was achieved for most participants for the whole project, but the weekly work doses show large variation and spikes with most work being done in the last 3-5 weeks.

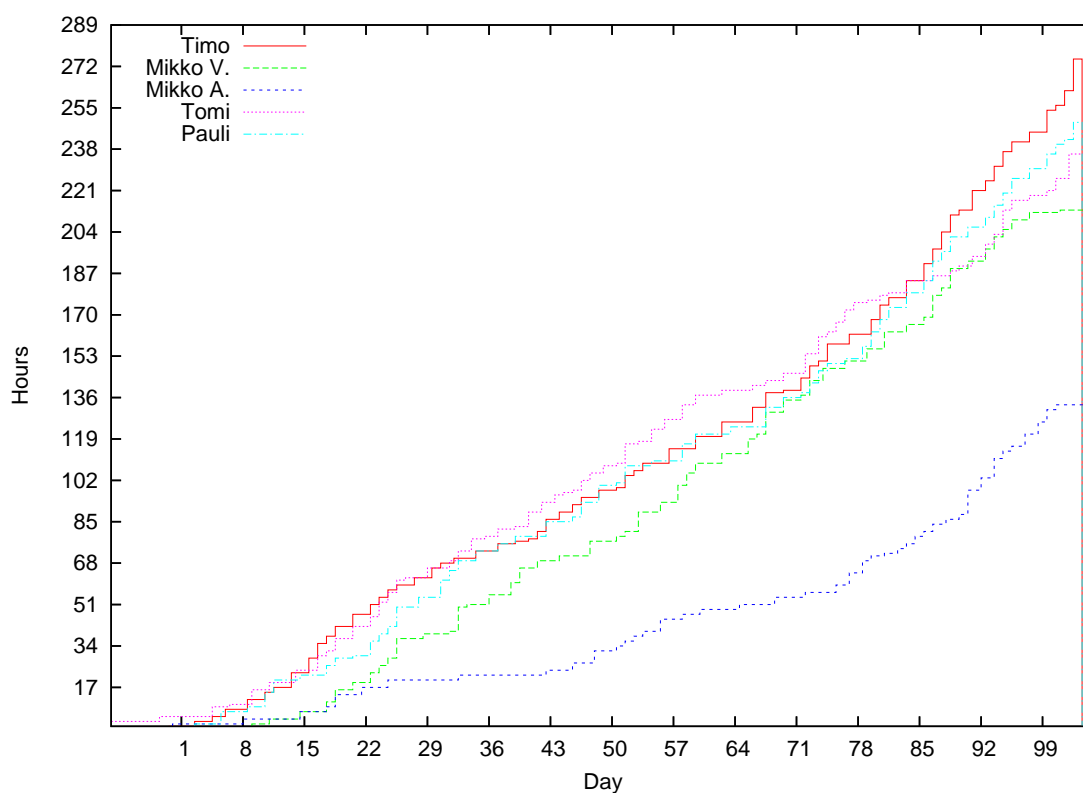


Figure 1: Cumulative working hours

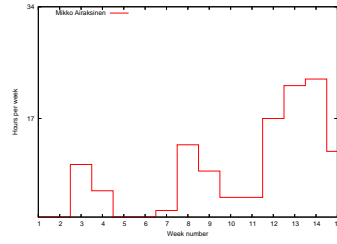


Figure 2: Weekly working hours for Mikko Airaksinen

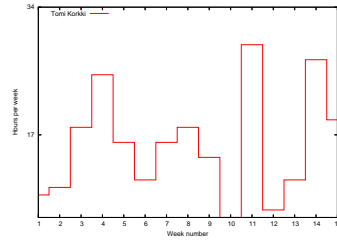


Figure 3: Weekly working hours for Tomi Korkki

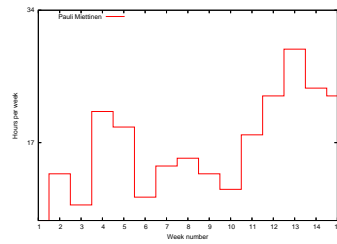


Figure 4: Weekly working hours for Pauli Miettinen

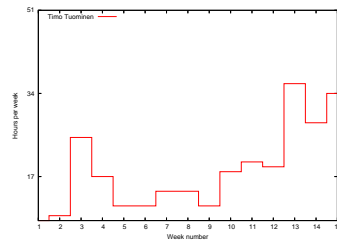


Figure 5: Weekly working hours for Timo Tuominen

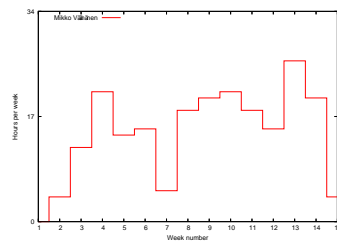


Figure 6: Weekly working hours for Mikko Väänänen

3.5 Hours spent for different tasks

This section presents the distribution of hours between different task in the project. It must be noted that different tasks codes were not always used in a uniform manner by different participants, so the information gained from the decomposition below is limited.

ME - Official MEeting of the whole group

Mikko Airaksinen	37
Mikko Väänänen	41
Pauli Miettinen	43
Timo Tuominen	44
Tomi Korkki	45

The differences above are mostly due to different interpretations of meetings' length.

LC - Local Conversation other than meeting

Mikko Airaksinen	3
Mikko Väänänen	9
Pauli Miettinen	5
Timo Tuominen	2
Tomi Korkki	10

CE - Code Exploring, studying the original software

Mikko Airaksinen	5
Mikko Väänänen	0
Pauli Miettinen	33
Timo Tuominen	9
Tomi Korkki	11

Because Mr. Miettinen took the prime responsibility of enhancing the complex MSC animation type, the distribution above is natural.

DE - DEsign, writing of design document

Mikko Airaksinen	7
Mikko Väänänen	13
Pauli Miettinen	18
Timo Tuominen	26
Tomi Korkki	23

Mr. Korkki was instrumental in refining and correcting the documentation.

CO - COding, including debugging

Mikko Airaksinen	49
------------------	----

Mikko Väänänen	117
Pauli Miettinen	78
Timo Tuominen	75
Tomi Korkki	33

Mr. Väänänen had as his prime responsibility the coding of the completely new TSC animation mode. The project manager Mr. Tuominen wanted to try his hands at coding the settings in spite of limited coding experience.

TE - TEsting (unit testings, functional testing, final testing)

Mikko Airaksinen	27
Mikko Väänänen	5
Pauli Miettinen	18
Timo Tuominen	20
Tomi Korkki	10

Mikko Airaksinen was the appointed Test manager.

AD - ADministrative tasks, e.g. updating progress reports

Mikko Airaksinen	0
Mikko Väänänen	1
Pauli Miettinen	11
Timo Tuominen	17
Tomi Korkki	7

TM - Technical maintenance, e.g. maintaining web page, CVS

Mikko Airaksinen	2
Mikko Väänänen	2
Pauli Miettinen	0
Timo Tuominen	0
Tomi Korkki	2

RE - REquirements engineering

Mikko Airaksinen	3
Mikko Väänänen	25
Pauli Miettinen	10
Timo Tuominen	39
Tomi Korkki	36

GE - GEneral, other small tasks not mentioned above

Mikko Airaksinen	0
Mikko Väänänen	0
Pauli Miettinen	21
Timo Tuominen	15

Tomi Korkki 44

DO - Documentation of code or writing of user manual

Mikko Airaksinen 0
 Mikko Väänänen 0
 Pauli Miettinen 2
 Timo Tuominen 6
 Tomi Korkki 15

Mr. Korkki was appointed to write the user manual.

PP - Project Planning

Mikko Airaksinen 0
 Mikko Väänänen 0
 Pauli Miettinen 10
 Timo Tuominen 22
 Tomi Korkki 0

In summary, acknowledging the different conventions used by different individuals, the prime responsibilities taken by the members are reflected in the figures above.

3.6 Project size

Table 1 contains results of size estimates for the animator, and an integral estimate in LOC, taken from the Project Plan. Table 2 contains the actual measured LOC amounts and a new estimate of the relative efforts of the different components. The LOC amounts were measured using `diff` and includes all new lines of code, that is added or modified lines, excluding comments and blank lines.

Component	Programming language	LOC	Effort
XML I/O	Java, XML	< 100	5%
Data structures	Java	< 100	5%
Animation type: TSC	Java	< 2000	40%
Animation type: MSC	Java	< 500	20%
Animation type: Enc	Java	< 100	5%
User interface	Java	< 400	15%
Managing settings	Java	< 300	10%
Total size estimate		< 3500	

Table 1: Estimated size of code and relative effort estimates for DaCoPAN2

The biggest differences between the estimate and the actual program sizes are seen in the Settings component. This is mostly due to the fact that the settings panels required a significant amount of fairly straightforward and standard Java Swing

Component	Programming language	LOC	Effort
XML I/O	Java, XML	5	2%
Data structures	Java	59	5%
Animation type: TSC	Java	2135	25%
Animation type: MSC	Java	852	25%
Animation type: Enc	Java	1	2%
User interface	Java	155	6%
Managing settings	Java	1643	25%
Misc.	Java	496	10%
Total size		5346	

Table 2: Actual size of code and new relative effort estimates for DaCoPAN2

component layout code which was not taken into account. The miscellaneous code above means measured lines of code which could not be unambiguously divided into the different components, but affects the total code size.

The MSC also required more code than estimated, since its whole working logic had to be changed to incorporate the new non-linear time mode. Its code was not easily modifiable.

Otherwise, the code size estimates were optimistic, but reasonably accurate. The effort estimate for the TSC component has been reduced because mr. Väänänen was such an efficient and experienced coder. The final effort estimate of MSC and Settings have been increased because of the reasons stated above.

4 Conclusion

The project was a success in spite of the shortcomings mentioned in the previous sections. The team succeeded in producing a new, working version of the DaCoPAN Animator which complies to all the user requirements which were obligatory and the functionality of the software was enhanced.

For a software engineering process roughly conforming to the waterfall model, some of the phases were more successful than the others. The requirements were gathered efficiently and the implementation went well, but the results of the design phase were not as convincing, and too little time was left for testing. In effect, many of the design decisions were actually made little by little during the code exploring and modification phase, and during the implementation phase.

One thing worth mentioning that might have affected the motivation of the group was that the project turned out to be heavily user interface oriented, which was not clear from the description of the project subject. Many of the participants had anticipated that the project would be implemented using the C language and would not be focused on user interface issues. However, even though the option to modify the Analyzer component was not completely ruled out, it would have required

significant initiative and daring from the group, and it was decided to conform to the original ideas of the customer.

Perhaps the lack of natural enthusiasm for the project's topic sometimes resulted in a lack of motivation, mostly regarding documentation. Despite this, the DaCoPAN2 project participants feel that they learned something about working as a real team in a realistic software engineering setting and are deservedly satisfied of their achievements.

References

- 1 DaCoPAN2 Software Engineering Project, *Project plan*. Release 1.10. University of Helsinki, February 2005.
- 2 DaCoPAN2 Software Engineering Project, *Project plan*. Release 1.20. University of Helsinki, May 2005.

Appendix A. Work reports

Mikko Airaksinen

#Date	Task	Time	Description
#=====			
27.01.2005	ME	2	Alkutapaaminen
04.02.2005	ME	2	--
09.02.2005	ME	3	-
10.02.2005	TM	2	TWiki
11.02.2005	ME	2	-
11.02.2005	LC	3	-
16.02.2005	ME	3	-
17.02.2005	RE	3	TSC Vaatimukset
04.03.2005	ME	2	-
09.03.2005	ME	2	Suunnittelukokous
10.03.2005	CE	3	-
14.03.2005	DE	3	Suunnitteludokumentti
14.03.2005	CE	2	-
15.03.2005	DE	2	Suunnitteludokumentti
16.03.2005	ME	2	Määrittelydokumentin tarkistus
17.03.2005	DE	2	Suunnitteludokumentti
18.03.2005	ME	2	Seurantakokous
21.03.2005	CO	5	TSC
23.03.2005	ME	2	Suunnittelukokous
25.03.2005	CO	2	TSC
01.04.2005	ME	2	Suunnitteludokkari tarkistus
02.04.2005	CO	3	TSC
08.04.2005	ME	2	Seurantakokous
09.04.2005	CO	3	TSC
11.04.2005	CO	5	TSC
12.04.2005	TE	3	Testausasioiden sumplintaa
12.04.2005	CO	2	TSC
13.04.2005	ME	2	Tiesmikä kokous
15.04.2005	ME	1	Suunnittelukous, testaus
16.04.2005	TE	2	Testaussuunnitelma TSC
17.04.2005	TE	2	Testaussuunnitelma TSC
18.04.2005	CO	3	TSC
19.04.2005	TE	2	Testaussuunnitelma TSC
20.04.2005	CO	3	TSC
22.04.2005	ME	2	Testaussuunnitelman tarkastus
23.04.2005	CO	2	TSC
24.04.2005	CO	10	TSC
26.04.2005	CO	5	TSC
27.04.2005	ME	2	Demo

27.04.2005	CO	6	TSC
28.04.2005	TE	3	Testailua
29.04.2005	ME	2	Paltsu
01.05.2005	TE	5	Rita
02.05.2005	TE	5	Rita
03.05.2005	TE	5	Yleist testausta
04.05.2005	ME	2	Paltsu

Mikko Väänänen

#Date	Task	Time	Description
#=====			
02.02.2005	ME 2		initial meeting
04.02.2005	ME 2	-	
09.02.2005	ME 3	-	
10.02.2005	RE 4	-	
11.02.2005	ME 2	-	
11.02.2005	LC 3	-	
14.02.2005	RE 3		MSC panel layout
15.02.2005	RE 4		MSC panel layout
16.02.2005	ME 3	-	
17.02.2005	RE 3		requirements document
18.02.2005	ME 2		seurantakokous
18.02.2005	CO 6		dummy-TSC näkymä ja nappulat
23.02.2005	ME 2		suunnittelukokous
24.02.2005	AD 1		projektisuunnitelman tarkastus
25.02.2005	ME 2		suunnittelukokous
25.02.2005	RE 3		määrittelydokkari
25.02.2005	TM 1		CVS opiskelu
25.02.2005	CO 4		TSC protoilua
26.02.2005	CO 1		TSC protoilua
02.03.2005	ME 2		suunnittelukokous
02.03.2005	RE 2		TSC-osuuden vaatimuksia
03.03.2005	CO 5		TSC protoilua
04.03.2005	RE 2		latex häröilyä
04.03.2005	CO 4		TSC protoilua
07.03.2005	RE 3		TSC
09.03.2005	ME 1		suunnittelukokous
09.03.2005	RE 1		TSC kielioppi
14.03.2005	DE 6		TSC-luku suunnitteludokumenttiin
15.03.2005	DE 2		TSC, notice ihmettelyä
16.03.2005	ME 2		määrittelydokkarin tarkastus
18.03.2005	ME 2		seuranta & suunnittelukokous
18.03.2005	CO 6		TSC
21.03.2005	CO 4		TSC

22.03.2005 CO 7 TSC
23.03.2005 ME 2 suunnittelukokous
23.03.2005 DE 3 PEF laajennukset
24.03.2005 CO 4 TSC
29.03.2005 CO 4 TSC
30.03.2005 CO 6 TSC
31.03.2005 CO 2 TSC
01.04.2005 ME 2 suunnitteludokkarin tarkastus
01.04.2005 DE 2 TSC
01.04.2005 CO 5 TSC
04.04.2005 CO 5 TSC
05.04.2005 CO 2 TSC
06.04.2005 ME 1 suunnittelukokous
06.04.2005 CO 5 TSC
08.04.2005 ME 1 seurantakokous
08.04.2005 CO 4 TSC
11.04.2005 CO 3 TSC
13.04.2005 ME 1 suunnittelukokous (testaus)
13.04.2005 CO 4 TSC settings
15.04.2005 ME 1 suunnittelukokous
15.04.2005 CO 6 TSC
18.04.2005 CO 3 TSC
19.04.2005 CO 3 TSC
20.04.2005 ME 2 code review
20.04.2005 CO 7 TSC
21.04.2005 CO 3 TSC settings
22.04.2005 ME 2 testaussuunnitelman tarkastus
22.04.2005 CO 6 TSC
25.04.2005 LC 3 -
26.04.2005 CO 5 TSC
27.04.2005 ME 2 demo
27.04.2005 CO 3 TSC
28.04.2005 LC 3 testailua
29.04.2005 ME 2 seurantakokous
29.04.2005 TE 2 testidokumentin testejä
02.05.2005 TE 3 testejä ja fiksejä
06.05.2005 TM 1 user manual review

Pauli Miettinen

#PVM LUOKKA TUNNIT TEHTÄVÄ

27.01.2005 ME 2 ryhmätapaaminen, avauspalaveri
30.01.2005 GE 5 ohjelmistoon ja dokumentteihin tutustuminen
02.02.2005 ME 2 ryhmätapaaminen, vastuualueiden jako
03.02.2005 CE 3 yleinen koodiin tutustuminen

03.02.2005 GE 3 dokumenttien ja LaTeXin tutkailua
04.02.2005 ME 2 ryhmätapaaminen
04.02.2005 AD 3 pöytäkirja, vaatimukset ja tuntikirjanpito
09.02.2005 ME 2 suunnittelutapaaminen
10.02.2005 GE 1 TSC-esimerkkiin tutustuminen
10.02.2005 PP 3 epävirallinen suunnittelutapaaminen
11.02.2005 ME 3 suunnittelutapaaminen
14.02.2005 PP 1 TSC-leiskan muuttelua
15.02.2005 PP 5 Settings-leiskan tekeminen
15.02.2005 PP 1 projektisuunnitelman lukeminen
16.02.2005 ME 3 projektisuunnitelman tarkastus
17.02.2005 RE 2 epävirallinen suunnittelutapaaminen
17.02.2005 CE 1 MSC-paneeliin tutustuminen
18.02.2005 ME 2 seuranta- & suunnittelukokous
18.02.2005 CE 5 UFO:n muokkausta, tiedostovalitsimen muokkaus
18.02.2005 AD 1 pöytäkirjat & tuntilistausta
22.02.2005 CE 4 MSC-paneeliin hauskan proton virittelyä
23.02.2005 ME 2 suunnittelutapaaminen
23.02.2005 CE 5 MSC:n proton vääntämistä
24.02.2005 CE 1 MSC:n proto jälleen
24.02.2005 RE 3 MSC:n vaatimuksia Tomin kanssa
25.02.2005 ME 2 suunnittelukokous
25.02.2005 CE 2 MSC:n proto cvs:ään ja kokeilua
28.02.2005 AD 1 vaatimusdokkarin viivat -- yllättävän vaikeeta
28.02.2005 CE 3 MSC:n proton siistiminen & korjaus
02.03.2005 ME 2 suunnittelukokous
02.03.2005 AD 1 suunnittelukokouksen pöytäkirja
04.03.2005 LC 1 tapaaminen ilman ohjaajaa
04.03.2005 RE 2 vaatimusdokumentin kirjoittelua
09.03.2005 ME 1 suunnittelukokous
09.03.2005 RE 2 vaatimusdokumentin korjailua
09.03.2005 CE 3 MSC:n proton jatko -- lähestyy suunnittelua
10.03.2005 LC 2 tapaaminen suunnittelun merkeissä
11.03.2005 ME 2 suunnittelukokous
11.03.2005 GE 1 sekalaista keskustelua eri ihmisten kanssa
11.03.2005 CE 3 MSC:n proto -- lähellä suunnittelua & koodia
14.03.2005 CE 3 MSC:n proto, heh heh.
14.03.2005 DE 4 suunnittelua ja suunnitteludokumenttia
15.03.2005 RE 1 vaatimusdokumentin luku tarkastusta varten
16.03.2005 ME 2 vaatimusdokumentin tarkastus
16.03.2005 DE 2 suunnittelua ja suunnitteludokumenttia
16.03.2005 CO 3 MSC -- ei enää proto
21.03.2005 DE 1 suunnitteludokumenttiin hienosäätöä
21.03.2005 CO 1 MSC:n viimeistely HEAD-branchiin
23.03.2005 ME 2 suunnittelukokous

23.03.2005 DE 2 suunnitteludokumentin päivitys
23.03.2005 CO 3 progress bar ja hiirivalinta MSC:hen
24.03.2005 DE 4 suunnitteludokumenttia, MSC settings
31.03.2005 DE 3 suunnitteludokumentin luku tarkastusta varten
01.04.2005 ME 2 suunnitteludokumentin tarkastus
01.04.2005 DE 1 suunnitteludokumenttien korjaus
01.04.2005 CO 3 nuolenpäät MSC:hen ja sarakkeiden tutkimusta
01.04.2005 LC 2 spontaaneja tapaamisia aikojen saatosta
04.04.2005 DE 1 suunnitteludokumentin päivitystä
04.04.2005 CO 3 MSC:n päivitystä ja TSC:n konsultointia
05.04.2005 CO 2 MSC:n päivitystä ja TSC:n konsultointia
06.04.2005 ME 1 suunnittelukokous
06.04.2005 CO 3 äm-äs-see, tee-äs-see, jii-än-ee
07.04.2005 CO 4 MSC:n tippuvien pakettien kulma ja tekstit
07.04.2005 AD 1 tuntien kirjaus
08.04.2005 ME 1 kokous
08.04.2005 CO 2 MSC:n tippuvat paketit ja muuta pientä
11.04.2005 CO 2 fonttikoon vaihtuminen MSC:ssä
12.04.2005 CO 5 progress bar speed ja timestamp column
13.04.2005 ME 1 aika lailla alle tunnin tapaaminen
13.04.2005 AD 1 pöytäkirja & kirje asiakkaalle
13.04.2005 CO 4 MSC:n alekkaiset tavarat sarakkeeseen
14.04.2005 CO 5 pieniä korjauksia ja UFO synkissä MSC:n kanssa
15.04.2005 ME 1 suunnittelukokous
15.04.2005 CO 4 vaatimukset B1 ja F5 toteutettu & siistimistä
18.04.2005 CO 5 MSC:tä, UFO:a ja CalcYCoordin tehostamista
18.04.2005 TE 1 testisuunnitelman kirjoittelua
19.04.2005 TE 5 testisuunnitelman kirjoittelua
20.04.2005 ME 2 koodin tarkkailua
20.04.2005 CO 6 tarkastuksen korjaukset & eihän se MSC tojinu
21.04.2005 CO 4 MSC:n korjailua ja JUnit testi Calcille
22.04.2005 ME 2 testidokun tarkastus
22.04.2005 TE 2 testidokun korjailua
22.04.2005 CO 2 JUnit Calcille - eihän se luokka edes toimi
25.04.2005 CO 4 JUnit SettingsMSC:lle ja muitakin JUnitteja
26.04.2005 CO 4 JUnit SettingsTSC:lle ja muutakin kivaa
27.04.2005 ME 1 demo
27.04.2005 CO 4 JUnit GeneralSettingssille ja aaargh
28.04.2005 CO 3 MSC jälleen ja pari uutta JUnittia
28.04.2005 DO 2 implementaatiiodokumentaatio
29.04.2005 ME 1 seurantakokous
29.04.2005 AD 1 pöytäkirja jne.
29.04.2005 TE 4 testejä ja testExecutionDocumenttia
02.05.2005 TE 3 testit loppuun
02.05.2005 CO 1 havaittujen bugien korjaus

03.05.2005 CO 1 pieniä bugeja korjaten
 03.05.2005 TE 2 testit uudelleen
 03.05.2005 GE 3 kaikenlaista ja autorun.inf
 04.05.2005 ME 2 viimeinen virallinen tapaaminen
 04.05.2005 TE 1 test execution documentin korjailua
 04.05.2005 GE 1 autorun.inf kokeet ja implen korjailua
 05.05.2005 AD 2 autorun.inf ja LOC laskelmia
 06.05.2005 GE 7 CD:n koostamista ja FAQ

Timo Tuominen

#Date	Task	Time	Description
#=====			
24.01.2005	GE	1	Projektiohjeeseen tutustuminen
27.01.2005	ME	2	Ensimmäinen tapaaminen
28.01.2005	ME	2	Tapaaminen asiakkaan kanssa
30.01.2005	CE	3	Animatorin kokeilua
02.02.2005	ME	2	Vastuualueiden määrittely
02.02.2005	AD	2	Projektipäällikkökoulutus
03.02.2005	PP	3	Aikataulun suunnittelua
04.02.2005	ME	2	Tapaaminen asiakkaan kanssa
07.02.2005	PP	6	Suunnitteludokumentin kirjoitus
08.02.2005	PP	6	Suunnitteludokumentin kirjoitus
09.02.2005	ME	2	Suunnitteludokumentin läpikäynti, aikataulun suunnittelu
09.02.2005	PP	4	Suunnitteludokumentin kirjoitus
10.02.2005	RE	3	Vaatimussuunnittelua
11.02.2005	ME	2	Asiakastapaaminen
11.02.2005	RE	2	Vaatimusten kirjausta
14.02.2005	RE	2	TSC-Proton suunnittelua
14.02.2005	RE	3	MSC-Proton suunnittelua
15.02.2005	RE	3	TSC-Proton suunnittelua
15.02.2005	AD	1	Kokouskutsuja, luokkavarauksia, mm.
16.02.2005	ME	1	Projektisuunnitelman tarkastus
16.02.2005	ME	2	Ensimmäinen leiskaesitys asiakkaalle
17.02.2005	AD	1	Työkojen päivitys
17.02.2005	RE	2	Määrittelydokumentin rungon ja työnjaon sopiminen, määrittelydokumentointi
18.02.2005	ME	2	Seurantakokous
21.02.2005	RE	3	Määrittelydokumentin pohjien teko, dokumentointi
22.02.2005	PP	3	Projektisuunnitelman korjaus
22.02.2005	CE	1	Animator Design Documentin luku
23.02.2005	ME	2	Suunnittelukokous
25.02.2005	ME	2	Suunnittelukokous
28.02.2005	CE	3	Koodin lukeminen

02.03.2005	ME	2	Suunnittelukokous
02.03.2005	RE	1	Määrittelydokumentin teko
04.03.2005	LC	1	Tapaaminen
05.03.2005	RE	1	Määrittelydokumentin kirjoitus
06.03.2005	RE	3	Määrittelydokumentin kirjoitus
07.03.2005	RE	5	Määrittelydokumentin viimeistely
09.03.2005	ME	1	Suunnittelukokous
09.03.2005	RE	2	Määrittelydokumentin viimeistely ja julkaisu
10.03.2005	GE	3	UML-työkaluihin perehtyminen
11.03.2005	ME	2	Suunnittelukokous
11.03.2005	GE	1	Keskustelua suunnittelusta
14.03.2005	DE	3	Suunnitteludokumentin tekoa
15.03.2005	RE	1	Määrittelydokumentin luku
16.03.2005	ME	2	Määrittelydokumentin tarkastus
16.03.2005	GE	2	WMF to EPS conversion
16.03.2005	AD	1	Kokouskutsu, projektisuunnitelman päivitys
17.03.2005	CE	2	MSCPanelin opiskelu
18.03.2005	ME	1	Seuranta- ja suunnittelukokous
18.03.2005	AD	2	Aikataulun päivitys
23.03.2005	ME	2	Suunnittelukokous
23.03.2005	RE	4	Requirements doc. viimeistely
24.03.2005	RE	4	Requirements doc. viimeistely
24.03.2005	DE	1	Design doc
29.03.2005	DE	6	Design doc viimeistely
31.03.2005	CO	4	Settings panel
31.03.2005	DE	2	Design docin lukeminen
01.04.2005	ME	2	Design document tarkastus
01.04.2005	DE	4	Design documentin korjaus
04.04.2005	DE	1	Design documentin korjaus/settings
05.04.2005	DE	5	Design documentin korjaus/uudelleenkirjoitus
06.04.2005	ME	1	Suunnittelukokous
06.04.2005	CO	1	Settings
06.04.2005	DE	3	Design docin korjaus
07.04.2005	DE	1	Design docin väritys
07.04.2005	AD	1	Tuntiraportit
08.04.2005	ME	1	Suunnittelukokous
08.04.2005	CO	6	Settings
12.04.2005	CO	4	Koodausta
13.04.2005	ME	1	Tapaaminen
13.04.2005	CO	5	Koodausta
14.04.2005	CO	6	Koodausta
15.04.2005	ME	1	Suunnittelukokous
15.04.2005	CO	2	Koodausta
18.04.2005	CO	7	Koodailua
19.04.2005	CO	5	Koodin tekoa

19.04.2005	CO	2	Koodin luku katselmointia varten
20.04.2005	ME	2	Koodikatselmointi
20.04.2005	TE	2	Test planin kirjoitus
20.04.2005	CO	2	Koodausta
21.04.2005	CO	6	Koodausta
21.04.2005	TE	1	Test plan luku
22.04.2005	ME	2	Test plan tarkastus
22.04.2005	CO	2	Settings
22.04.2005	CO	3	Settings
23.04.2005	AD	2	Työtuntikertymien käsittelyohjelma
25.04.2005	TE	2	Test plan tarkastus
25.04.2005	CO	6	Settingsien korjailua
26.04.2005	CO	3	GlobalSettingsMSC
26.04.2005	LC	1	Demon suunnittelua
27.04.2005	ME	1	Demo
27.04.2005	CO	5	Viimeistelyä
28.04.2005	CO	6	Vielä debuggausta
29.04.2005	ME	1	Seuranta- ja suunnittelu
29.04.2005	TE	3	Testausta ja virheiden kirjausta
02.05.2005	TE	4	Debuggausta
03.05.2005	TE	6	Debuggausta
03.05.2005	TE	2	Testaus- to(t)inen kierros
03.05.2005	DO	1	Implementaatiiodokumentin kirjoitus
04.05.2005	ME	1	Implementation- ja test execution dokumenttien kommentointi
04.05.2005	GE	1	Koodin siistiminen, eri java-versioilla kokeilu
05.05.2005	DO	3	Koodin dokumentointi
05.05.2005	DO	2	Luokkakaaviot implementation-dokkariin
05.05.2005	AD	1	Conclusion docin valmistelu
06.05.2005	AD	5	Conclusion documentin kirjoitus
06.05.2005	GE	7	Materiaalin viimeistely
06.05.2005	AD	1	Materiaalin julkaisu

Tomi Korkki

#Date	Task	Time	Description
#=====			
16.01.2005	GE	3	Initial orientation with project material.
27.01.2005	ME	2	First project meeting. Kick off.
28.01.2005	ME	2	First meeting with the Customer.
28.01.2005	GE	2	Familiarization with the Animator.
31.01.2005	GE	1	Familiarization with the Animator.
02.02.2005	ME	2	First official Project meeting.
02.02.2005	CE	2	Familiarization with the Animator.
02.02.2005	GE	1	Research Java manual.

02.02.2005	AD	1	Web-page updates. CVS updates.
04.02.2005	ME	2	Customer meeting.
04.02.2005	GE	1	Research LaTeX.
08.02.2005	GE	2	Research LaTeX continued.
08.02.2005	TM	2	Proof reading and formatting of project plan.
08.02.2005	AD	1	Web-page updates. CVS updates.
09.02.2005	ME	2	Project meeting.
09.02.2005	RE	4	Requirements analysis. TSC design.
10.02.2005	GE	2	Research LaTeX continued.
11.02.2005	ME	2	Customer meeting.
11.02.2005	LC	3	Informal group gathering.
14.02.2005	RE	2	Feedback and consultation on TSC proto with Timo.
14.02.2005	RE	3	MSC-Proto design with Mikko V.
15.02.2005	RE	4	MSC-Proto design with Mikko V. continued.
16.02.2005	ME	2	Inspection of project plan.
16.02.2005	ME	1	Customer meeting. 1st Prototyping session.
16.02.2005	GE	2	MSC-panel design.
16.02.2005	AD	1	Web-page updates. CVS updates.
17.02.2005	RE	1	Requirements documentation.
17.02.2005	LC	2	Further MSC implementation design with Pauli.
17.02.2005	AD	1	Update of working hours and schedule.
18.02.2005	ME	2	Group meeting.
18.02.2005	CE	3	Animator components.
19.02.2005	GE	1	Research LaTeX continued.
23.02.2005	ME	2	Group meeting.
23.02.2005	CO	2	Minor fixes to Animator.
24.02.2005	RE	3	MSC requirements and design with Pauli.
25.02.2005	ME	2	Group meeting.
25.02.2005	RE	2	Requirements documentation.
27.02.2005	GE	5	Research Java manual continued.
28.02.2005	RE	1	Design proto for settings.
02.03.2005	ME	2	Customer meeting. 2nd Prototyping session.
02.03.2005	RE	1	Requirements documentation.
04.03.2005	LC	1	Informal group gathering.
05.03.2005	RE	2	Editing Requirements document.
05.03.2005	CE	4	Testing MSC proto and stuff.
07.03.2005	RE	4	Editing Requirements document.
08.03.2005	AD	1	Update of working hours and schedule.
08.03.2005	GE	2	Research Java manual continued.
09.03.2005	ME	1	Group meeting.
10.03.2005	LC	1	Informal group gathering.
11.03.2005	ME	2	Group meeting.
11.03.2005	CE	2	Testing MSC proto.
12.03.2005	DE	3	UML - class diagrams for the Design document.
14.03.2005	DE	3	Design documentation.

15.03.2005	RE	1	Read through Requirements document.
16.03.2005	ME	2	Inspection of the Requirements document.
16.03.2005	GE	2	Miscellaneous.
16.03.2005	GE	4	Tinkering with Borland Together.
18.03.2005	ME	1	Group meeting.
19.03.2005	DE	5	UML - class diagrams for the Design document.
21.03.2005	CO	4	Random tinkering.
23.03.2005	ME	2	Group meeting.
23.03.2005	RE	4	Fixing the Requirements document.
24.03.2005	RE	4	Fixing the Requirements document.
29.03.2005	DE	2	Fixing the Design document.
31.03.2005	GE	2	Read through Design document.
01.04.2005	ME	2	FTR of the Design document.
04.04.2005	DE	3	Fixing the Design document.
06.04.2005	ME	1	Group meeting.
06.04.2005	DE	7	Fixing the Design document.
07.04.2005	GE	6	Research Java manual continued.
07.04.2005	AD	1	Update of working hours and schedule.
08.04.2005	ME	2	Group meeting.
09.04.2005	CO	4	TSC Settings.
10.04.2005	CO	5	TSC Settings.
11.04.2005	CO	3	TSC Settings.
13.04.2005	ME	1	Group meeting.
14.04.2005	GE	2	Research Java manual continued.
15.04.2005	ME	1	Group meeting.
18.04.2005	CO	5	Miscellaneous things.
21.04.2005	GE	2	Read and inspect Test plan.
22.04.2005	ME	2	Inspection of Test plan.
23.04.2005	CO	2	TSC Settings.
25.04.2005	GE	1	Test plan document corrections.
25.04.2005	LC	3	Formal group gathering. (preview for demo)
26.04.2005	TE	2	Test version for the demo.
26.04.2005	DO	3	Instruction manual.
27.04.2005	ME	1	Project Demo presentation.
27.04.2005	TE	3	Generic testing of the software.
28.04.2005	TE	2	Testing continued.
28.04.2005	CO	8	Miscellaneous things.
29.04.2005	ME	2	Informal group meeting.
29.04.2005	AD	1	Update working hours and schedule.
29.04.2005	TE	1	Testing.
02.05.2005	DO	2	User manual.
03.05.2005	TE	2	Debugging.
04.05.2005	ME	2	Group meeting.
04.05.2005	GE	1	Proofread Test Execution Document.
04.05.2005	DO	2	User manual.

06.05.2005	D0	8	User manual.
06.05.2005	GE	2	General last minute patch work.