

4. Suffix Trees and Arrays

Let $T = T[0..n)$ be the text. For $i \in [0..n]$, let T_i denote the **suffix** $T[i..n)$. Furthermore, for any subset $C \in [0..n]$, we write $T_C = \{T_i \mid i \in C\}$. In particular, $T_{[0..n]}$ is the **set of all suffixes** of T .

Suffix tree and suffix array are **search data structures** for the set $T_{[0..n]}$.

- Suffix tree is a **compact trie** for $T_{[0..n]}$.
- Suffix array is a **ordered array** for $T_{[0..n]}$.

They support fast **exact string matching** on T :

- A pattern P has an occurrence starting at position i if and only if P is a **prefix** of T_i .
- Thus we can find all occurrences of P by a **prefix search** in $T_{[0..n]}$.

There are numerous other applications too, as we will see later.

The set $T_{[0..n]}$ contains $|T_{[0..n]}| = n + 1$ strings of total length $\|T_{[0..n]}\| = \Theta(n^2)$. It is also possible that $L(T_{[0..n]}) = \Theta(n^2)$, for example, when $T = a^n$ or $T = XX$ for any string X .

- A basic trie has $\Theta(n^2)$ nodes for most texts, which is too much. Even a leaf path compacted trie can have $\Theta(n^2)$ nodes, for example when $T = XX$ for a random string X .
- A compact trie with $\mathcal{O}(n)$ nodes and an ordered array with $n + 1$ entries have linear size.
- A compact ternary trie and a string binary search tree have $\mathcal{O}(n)$ nodes too. However, the construction algorithms and some other algorithms we will see are not straightforward to adapt for these data structures.

Even for a compact trie or an ordered array, we need a **specialized construction algorithm**, because any general construction algorithm would need $\Omega(L(T_{[0..n]}))$ time.

Suffix Tree

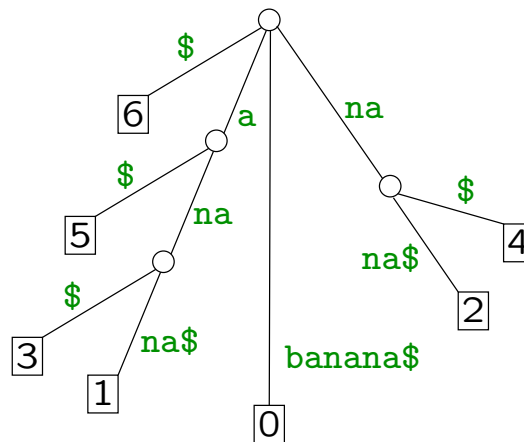
The suffix tree of a text T is the compact trie of the set $T_{[0..n]}$ of all suffixes of T .

We assume that there is an extra character $\$ \notin \Sigma$ at the end of the text. That is, $T[n] = \$$ and $T_i = T[i..n]$ for all $i \in [0..n]$. Then:

- No suffix is a prefix of another suffix, i.e., the set $T_{[0..n]}$ is **prefix free**.
- All nodes in the suffix tree representing a suffix are leaves.

This simplifies algorithms.

Example 4.1: $T = \text{banana}\$$.



As with tries, there are many possibilities for implementing the child operation. We again avoid this complication by assuming that σ is constant. Then the size of the suffix tree is $\mathcal{O}(n)$:

- There are exactly $n + 1$ leaves and at most n internal nodes.
- There are at most $2n$ edges. The edge labels are factors of the text and can be represented by pointers to the text.

Given the suffix tree of T , all occurrences of P in T can be found in time $\mathcal{O}(|P| + occ)$, where occ is the number of occurrences.

Brute Force Construction

Let us now look at algorithms for constructing the suffix tree. We start with a brute force algorithm with time complexity $\Theta(L(T_{[0..n]}))$. Later we will modify this algorithm to obtain a linear time complexity.

The idea is to add suffixes to the trie one at a time starting from the longest suffix. The insertion procedure is essentially the same as we saw in Algorithm 1.3 (insertion into trie) except it has been modified to work on a compact trie instead of a trie.

Let S_u denote the string represented by a node u . The suffix tree representation uses four functions:

$child(u, c)$ is the child v of node u such that the label of the edge (u, v) starts with the symbol c , and \perp if u has no such child.

$parent(u)$ is the parent of u .

$depth(u)$ is the length of S_u .

$start(u)$ is the starting position of some occurrence of S_u in T .

Then

- $S_u = T[start(u) \dots start(u) + depth(u)]$.
- $T[start(u) + depth(parent(u)) \dots start(u) + depth(u)]$ is the label of the edge $(parent(u), u)$.

A **locus** in the suffix tree is a pair (u, d) where $depth(parent(u)) < d \leq depth(u)$. It represents

- the **uncompact trie node** that would be at depth d along the edge $(parent(u), u)$, and
- the corresponding string $S_{(u,d)} = T[start(u) \dots start(u) + d]$.

Recall that the nodes of the uncompact trie represent the prefix closure of the set $T_{[0..n]}$, which is exactly the set of all factors of T . Thus every factor of T has its own locus.

During the construction, we need to create nodes at an existing locus in the middle of an edge, splitting the edge into two edges:

```
CreateNode( $u, d$ ) //  $d < depth(u)$   
  (1)  $i \leftarrow start(u); p \leftarrow parent(u)$   
  (2) create new node  $v$   
  (3)  $start(v) \leftarrow i; depth(v) \leftarrow d$   
  (4)  $child(v, T[i + d]) \leftarrow u; parent(u) \leftarrow v$   
  (5)  $child(p, T[i + depth(p)]) \leftarrow v; parent(v) \leftarrow p$   
  (6) return  $v$ 
```

Now we are ready to describe the construction algorithm.

Algorithm 4.2: Brute force suffix tree construction

Input: text $T[0..n]$ ($T[n] = \$$)

Output: suffix tree of T : $root$, $child$, $parent$, $depth$, $start$

- (1) create new node $root$; $depth(root) \leftarrow 0$
- (2) $u \leftarrow root$; $d \leftarrow 0$ // (u, d) is the active locus
- (3) **for** $i \leftarrow 0$ **to** n **do** // insert suffix T_i
- (4) **while** $d = depth(u)$ **and** $child(u, T[i + d]) \neq \perp$ **do**
- (5) $u \leftarrow child(u, T[i + d])$; $d \leftarrow d + 1$
- (6) **while** $d < depth(u)$ **and** $T[start(u) + d] = T[i + d]$ **do** $d \leftarrow d + 1$
- (7) **if** $d < depth(u)$ **then** // (u, d) is in the middle of an edge
- (8) $u \leftarrow CreateNode(u, d)$
- (9) $CreateLeaf(i, u)$
- (10) $u \leftarrow root$; $d \leftarrow 0$

$CreateLeaf(i, u)$ // Create leaf representing suffix T_i

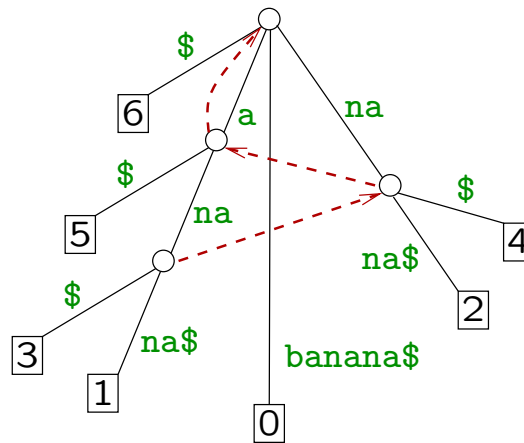
- (1) create new leaf w
- (2) $start(w) \leftarrow i$; $depth(w) \leftarrow n - i + 1$
- (3) $child(u, T[i + d]) \leftarrow w$; $parent(w) \leftarrow u$ // Set u as parent
- (4) **return** w

Suffix Links

The key to efficient suffix tree construction are suffix links:

$\text{slink}(u)$ is the node v such that S_v is the longest proper suffix of S_u , i.e., if $S_u = T[i..j)$ then $S_v = T[i + 1..j)$.

Example 4.3: The suffix tree of $T = \text{banana}\$$ with internal node suffix links.



Suffix links are well defined for all nodes except the root.

Lemma 4.4: If the suffix tree of T has a node u representing $T[i..j)$ for any $0 \leq i < j \leq n$, then it has a node v representing $T[i + 1..j)$.

Proof. If u is the leaf representing the suffix T_i , then v is the leaf representing the suffix T_{i+1} .

If u is an internal node, then it has two child edges with labels starting with different symbols, say a and b , which means that $T[i..j)a$ and $T[i..j)b$ are both factors of T . Then, $T[i + 1..j)a$ and $T[i + 1..j)b$ are factors of T too, and thus there must be a branching node v representing $T[i + 1..j)$. \square

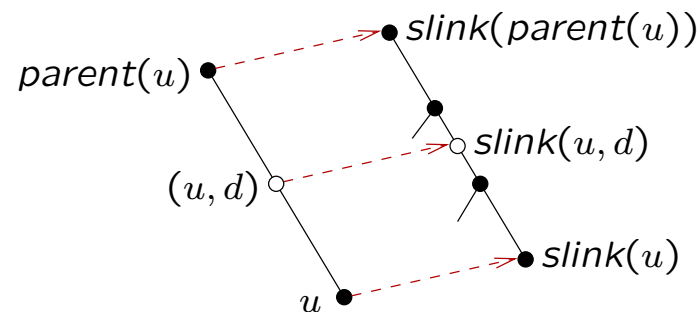
Usually, suffix links are needed only for internal nodes. For root, we define $slink(root) = root$.

Suffix links are the same as Aho–Corasick **failure links** but Lemma 4.4 ensures that $depth(slink(u)) = depth(u) - 1$. This is not the case for an arbitrary trie or a compact trie.

Suffix links are stored for compact trie nodes only, but we can define and compute them for any locus (u, d) :

$slink(u, d)$

- (1) $v \leftarrow slink(parent(u))$
- (2) **while** $depth(v) < d - 1$ **do**
- (3) $v \leftarrow child(v, T[start(u) + depth(v) + 1])$
- (4) **return** $(v, d - 1)$



The same idea can be used for computing the suffix links during or after the brute force construction.

ComputeSlink(u)

- (1) $d \leftarrow \text{depth}(u)$
- (2) $v \leftarrow \text{slink}(\text{parent}(u))$
- (3) **while** $\text{depth}(v) < d - 1$ **do**
- (4) $v \leftarrow \text{child}(v, T[\text{start}(u) + \text{depth}(v) + 1])$
- (5) **if** $\text{depth}(v) > d - 1$ **then** // no node at $(v, d - 1)$
- (6) $v \leftarrow \text{CreateNode}(v, d - 1)$
- (7) $\text{slink}(u) \leftarrow v$

The procedure $\text{CreateNode}(v, d - 1)$ sets $\text{slink}(v) = \perp$.

The algorithm uses the suffix link of the parent, which must have been computed before. Otherwise the order of computation does not matter.

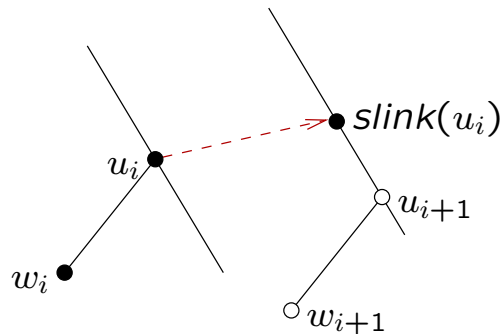
The creation of a new node on line (6) never happens in a fully constructed suffix tree, but during the brute force algorithm the necessary node may not exist yet:

- If a new internal node u_i was created during the insertion of the suffix T_i , there exists an earlier suffix T_j , $j < i$ that branches at u_i into a different direction than T_i .
- Then $slink(u_i)$ represents a prefix of T_{j+1} and thus exists at least as a locus on the path labelled T_{j+1} . However, it may be that it does not become a branching node until the insertion of T_{i+1} .
- In such a case, $ComputeSlink(u_i)$ creates $slink(u_i)$ a moment before it would otherwise be created by the brute force construction.

McCreight's Algorithm

McCreight's suffix tree construction is a simple modification of the brute force algorithm that computes the suffix links during the construction and uses them as **short cuts**:

- Consider the situation, where we have just added a leaf w_i representing the suffix T_i as a child to a node u_i . The next step is to add w_{i+1} as a child to a node u_{i+1} .
- The brute force algorithm finds u_{i+1} by traversing from the root. McCreight's algorithm takes a short cut to $slink(u_i)$.



- This is safe because $slink(u_i)$ represents a prefix of T_{i+1} .

Algorithm 4.5: McCreight

Input: text $T[0..n]$ ($T[n] = \$$)

Output: suffix tree of T : $root$, $child$, $parent$, $depth$, $start$, $slink$

- (1) create new node $root$; $depth(root) \leftarrow 0$; $slink(root) \leftarrow root$
- (2) $u \leftarrow root$; $d \leftarrow 0$ // (u, d) is the active locus
- (3) for $i \leftarrow 0$ to n do // insert suffix T_i
- (4) while $d = depth(u)$ and $child(u, T[i + d]) \neq \perp$ do
- (5) $u \leftarrow child(u, T[i + d])$; $d \leftarrow d + 1$
- (6) while $d < depth(u)$ and $T[start(u) + d] = T[i + d]$ do $d \leftarrow d + 1$
- (7) if $d < depth(u)$ then // (u, d) is in the middle of an edge
- (8) $u \leftarrow CreateNode(u, d)$
- (9) CreateLeaf(i, u)
- (10) if $slink(u) = \perp$ then ComputeSlink(u)
- (11) $u \leftarrow slink(u)$; $d \leftarrow d - 1$

Theorem 4.6: Let T be a string of length n over an alphabet of constant size. McCreight's algorithm computes the suffix tree of T in $\mathcal{O}(n)$ time.

Proof. Insertion of a suffix T_i takes constant time except in two points:

- The while loops on lines (4)–(6) traverse from the node $\text{slink}(u_i)$ to u_{i+1} . Every round in these loops increments d . The only place where d decreases is on line (11) and even then by one. Since d can never exceed n , the total time on lines (4)–(6) is $\mathcal{O}(n)$.
- The while loop on lines (3)–(4) during a call to $\text{ComputeSlink}(u_i)$ traverses from the node $\text{slink}(\text{parent}(u_i))$ to $\text{slink}(u_i)$. Let d'_i be the depth of $\text{parent}(u_i)$. Clearly, $d'_{i+1} \geq d'_i - 1$, and every round in the while loop during $\text{ComputeSlink}(u_i)$ increases d'_{i+1} . Since d'_i can never be larger than n , the total time in the loop on lines (3)–(4) in ComputeSlink is $\mathcal{O}(n)$.

□

There are other linear time algorithms for suffix tree construction:

- Weiner's algorithm was the first. It inserts the suffixes into the tree in the opposite order: T_n, T_{n-1}, \dots, T_0 .
- Ukkonen's algorithm constructs suffix tree first for $T[0..1)$ then for $T[0..2)$, etc.. The algorithm is structured differently, but performs essentially the same tree traversal as McCreight's algorithm.
- All of the above are linear time only for constant alphabet size. Farach's algorithm achieves linear time for an integer alphabet of polynomial size. The algorithm is complicated and unpractical.

Applications of Suffix Tree

Let us have a glimpse of the numerous applications of suffix trees.

Exact String Matching

As already mentioned earlier, given the suffix tree of the text, all occ occurrences of a pattern P can be found in time $\mathcal{O}(|P| + occ)$.

Even if we take into account the time for constructing the suffix tree, this is asymptotically as fast as Knuth–Morris–Pratt for a single pattern and Aho–Corasick for multiple patterns.

However, the primary use of suffix trees is in [indexed string matching](#), where we can afford to spend a lot of time in preprocessing the text, but must then answer queries very quickly.

Approximate String Matching

Several approximate string matching algorithms achieving $\mathcal{O}(kn)$ worst case time complexity are based on suffix trees (see exercises for an example).

Filtering algorithms that reduce approximate string matching to exact string matching such as partitioning the pattern into $k + 1$ factors, can use suffix trees in the filtering phase.

Another approach is to generate all strings in the k -neighborhood of the pattern, i.e., all strings within edit distance k from the pattern and search for them in the suffix tree.

The best practical algorithms for indexed approximate string matching are hybrids of the last two approaches.

Text Statistics

Suffix tree is useful for computing all kinds of statistics on the text. For example:

- The **number of distinct factors** in the text is exactly the number of nodes in the (uncompact) trie. Using the suffix tree, this number can be computed as the total length of the edges plus one (root/empty string). The time complexity is $\mathcal{O}(n)$ even though the resulting value is typically $\Theta(n^2)$.
- The **longest repeating factor** of the text is the longest string that occurs at least twice in the text. It is represented by the deepest internal node in the suffix tree.

Generalized Suffix Tree

A generalized suffix tree of two strings S and T is the suffix tree of the string $S\pounds T\$,$ where \pounds and $\$$ are symbols that do not occur elsewhere in S and T .

Each leaf is marked as an S -leaf or a T -leaf according to the starting position of the suffix it represents. Using a depth first traversal, we determine for each internal node if its subtree contains only S -leaves, only T -leaves, or both. The deepest node that contains both represents the **longest common factor** of S and T . It can be computed in linear time.

The generalized suffix tree can also be defined for more than two strings.

AC Automaton for the Set of Suffixes

As already mentioned, a suffix tree with suffix links is essentially an Aho–Corasick automaton for the set of all suffixes.

- We saw that it is possible to follow suffix link / failure transition from any locus, not just from suffix tree nodes.
- Following such an implicit suffix link may take more than a constant time, but the total time during the scanning of a string with the automaton is linear in the length of the string. This can be shown with a similar argument as in the construction algorithm.

Thus suffix tree is asymptotically as fast to operate as the AC automaton, but needs much less space.

Matching Statistics

The matching statistics of a string $T[0..n)$ with respect to a string S is an array $MS[0..n)$, where $MS[i]$ is a pair (ℓ_i, p_i) such that

1. $T[i..i + \ell_i)$ is the longest prefix of T_i that is a factor of S , and
2. $S[p_i..p_i + \ell_i) = T[i..i + \ell_i)$.

Matching statistics can be computed by using the suffix tree of S as an AC-automaton and scanning T with it.

- If before reading $T[i]$ we are at the locus (v, d) in the automaton, then $T[i - d..i) = S[j..j + d)$, where $j = \text{start}(v)$. If reading $T[i]$ causes a failure transition, then $MS[i - d] = (d, j)$.
- Following the failure transition decrements d and thus increments $i - d$ by one. Following a normal transition/edge, increments both i and d by one, and thus $i - d$ stays the same. Thus all entries are computed.

From the matching statistics, we can easily compute the longest common factor of S and T . Because we need the suffix tree only for S , this saves space compared to a generalized suffix tree.

Matching statistics are also used in some approximate string matching algorithms.

LCA Preprocessing

The **lowest common ancestor** (LCA) of two nodes u and v is the deepest node that is an ancestor of both u and v . Any tree can be preprocessed in **linear time** so that the LCA of any two nodes can be computed in **constant time**. The details are omitted here.

- Let w_i and w_j be the leaves of the suffix tree of T that represent the suffixes T_i and T_j . The lowest common ancestor of w_i and w_j represents the **longest common prefix** of T_i and T_j . Thus the lcp of any two suffixes can be computed in **constant time** using the suffix tree with LCA preprocessing.
- The longest common prefix of two suffixes S_i and T_j from two different strings S and T is called the **longest common extension**. Using the generalized suffix tree with LCA preprocessing, the longest common extension for any pair of suffixes can be computed in constant time.

Some $\mathcal{O}(kn)$ worst case time approximate string matching algorithms use longest common extension data structures (see exercises).

Longest Palindrome

A palindrome is a string that is its own reverse. For example, **saippuakauppias** is a palindrome.

We can use the LCA preprocessed generalized suffix tree of a string T and its reverse T^R to find the **longest palindrome** in T in linear time.

- Let k_i be the length of the longest common extension of T_{i+1} and T_{n-i}^R , which can be computed in constant time. Then $T[i - k_i..i + k_i]$ is the longest odd length palindrome with the middle at i .
- We can find the longest odd length palindrome by computing k_i for all $i \in [0..n)$ in $\mathcal{O}(n)$ time.
- The longest even length palindrome can be found similarly in $\mathcal{O}(n)$ time. The longest palindrome overall is the longer of the two.