


Computer Arithmetic

Ch 8



ALU

Integer Representation

Integer Arithmetic

Floating-Point Representation

Floating-Point Arithmetic

Arithmetic Logical Unit (ALU) ⁽²⁾

(aritmeettis-looginen
yksikkö)

- Does all “work” in CPU
 - integer & floating point arithmetic's
 - copy values from one register to another
 - comparisons
 - left and right shifts
 - branch and jump address calculations
 - load/store address calculations
- Control signals from CPU control unit
 - what operation to perform and when

Rest is management!

ALU Operations ⁽⁵⁾

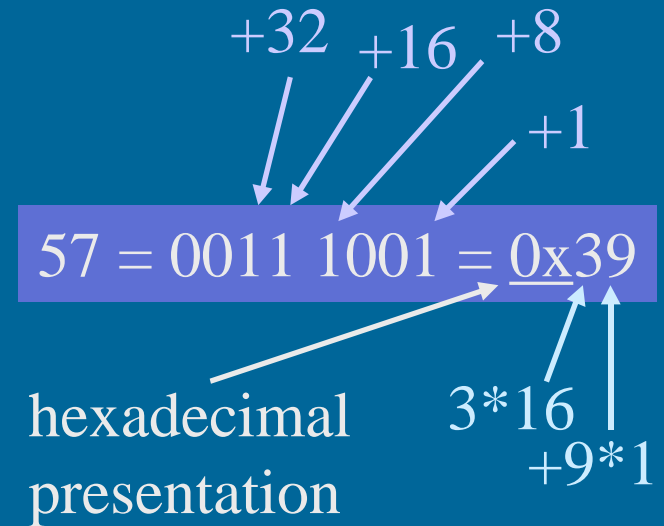
- Data from/to internal registers (latches)
 - input data may have been copied from normal registers, or it may have come from memory
 - output data may go to normal registers, or to memory
- Wait for maximum gate delay
- Result is ready
- Result may (also) be in flags
- Flags may cause an interrupt

Fig. 8.1

(lipuke)

Integer Representation (8)

- Everything with 0 and 1
 - no plus/minus signs
 - no decimal periods
 - assumed “on the right”
- Unsigned integers
- Positive numbers easy
 - normal binary form
- Negative numbers
 - sign-magnitude
 - two's complement “sign” bit



sign bit = MSB
 = most significant bit

$-57 = 1011\ 1001$

$-57 = 1100\ 0111$

complements

+1

Twos Complement

(kahden
komplementti)

- Most used
- Have space for 8 bits?
 - use 7 bits for data
and 1 bit for sign

$$+2 = 0000\ 0010$$

$$+1 = 0000\ 0001$$

$$0 = 0000\ 0000$$

$$-1 = 1111\ 1111$$

$$-2 = 1111\ 1110$$

- just like in sign-magnitude or in
one's complement (but presentation is
different)

$$\text{ones complement: } -0 = 1111\ 11\underline{11}$$

Why Two's Complement Presentation? ⁽⁴⁾

- Math is easy to implement
 - subtraction becomes addition

$$X - Y = X + (-Y)$$

- Have just one zero
 - comparisons to zero easy

easy to do,
simple circuit

- Easy to expand to presentation with more bits

$$57 = \underline{0011\ 1001} = \underline{0000\ 0000}\ \underline{0011\ 1001}$$

- simple circuit

$$-57 = \underline{1100\ 0111} = \underline{1111\ 1111}\ \underline{1100\ 0111}$$

↑
sign extension

Why Two's Complement Presentation? ⁽³⁾

- Range with n bits: $-2^{n-1} \dots 2^{n-1} - 1$

8 bits: $-2^7 \dots 2^7 - 1 = -128 \dots 127$

32 bits: $-2^{31} \dots 2^{31} - 1 = -2\,147\,483\,648 \dots 2\,147\,483\,647$

- Overflow easy to recognise
 - add positive & negative - no overflows
 - add 2 positive/negative numbers

- if sign bit of result is different?
⇒ overflow!

57 = 0011 1001
+ 80 = 0101 0000

137 = 1000 1001

Why Two's Complement Presentation? ⁽⁵⁾

- Addition easy if one or both operands negative
 - treat them all as unsigned integers

Same circuit works for both (except for overflow check)

$$\begin{array}{r} 13 = 1101 \\ +1 = 0001 \\ \hline 14 = 1110 \end{array}$$

Digits represent 4 bit unsigned numbers

$$\begin{array}{r} -3 = 1101 \\ +1 = 0001 \\ \hline -2 = 1110 \end{array}$$

Digits represent 4 bit two's complement numbers

$$+3 = 0011$$

$$\begin{array}{r} 1100 \\ +1 \\ \hline 1101 \end{array}$$

Integer Arithmetic Operations

- Negation
- Addition
- Subtraction
- Multiplication
- Division

$$X = -Y$$

$$X = Y + Z$$

$$X = Y - Z$$

$$X = Y * Z$$

$$X = Y / Z$$

Integer Negation (6)

- Step 1: negate all bits
- Step 2: add 1
- Step 3: special cases
 - ignore carry bit
 - negate 0?
 - check that sign bit really changes
 - can not negate smallest negative
 - results in exception?

57 = 0011 1001

1100 0110

+1

1100 0111

0 = 0000 0000
1111 1111

+1

-0 = 1 0000 0000

-128 = 1000 0000

bitwise not: 0111 1111

add 1: 1000 0000

Integer Addition and Subtraction (4)

- Normal binary addition
 - 32 bit full adder?
- Ignore carry & monitor sign bit for overflow
- In case of SUB, complement 2nd operand
- 2 circuits
 - addition
 - complement

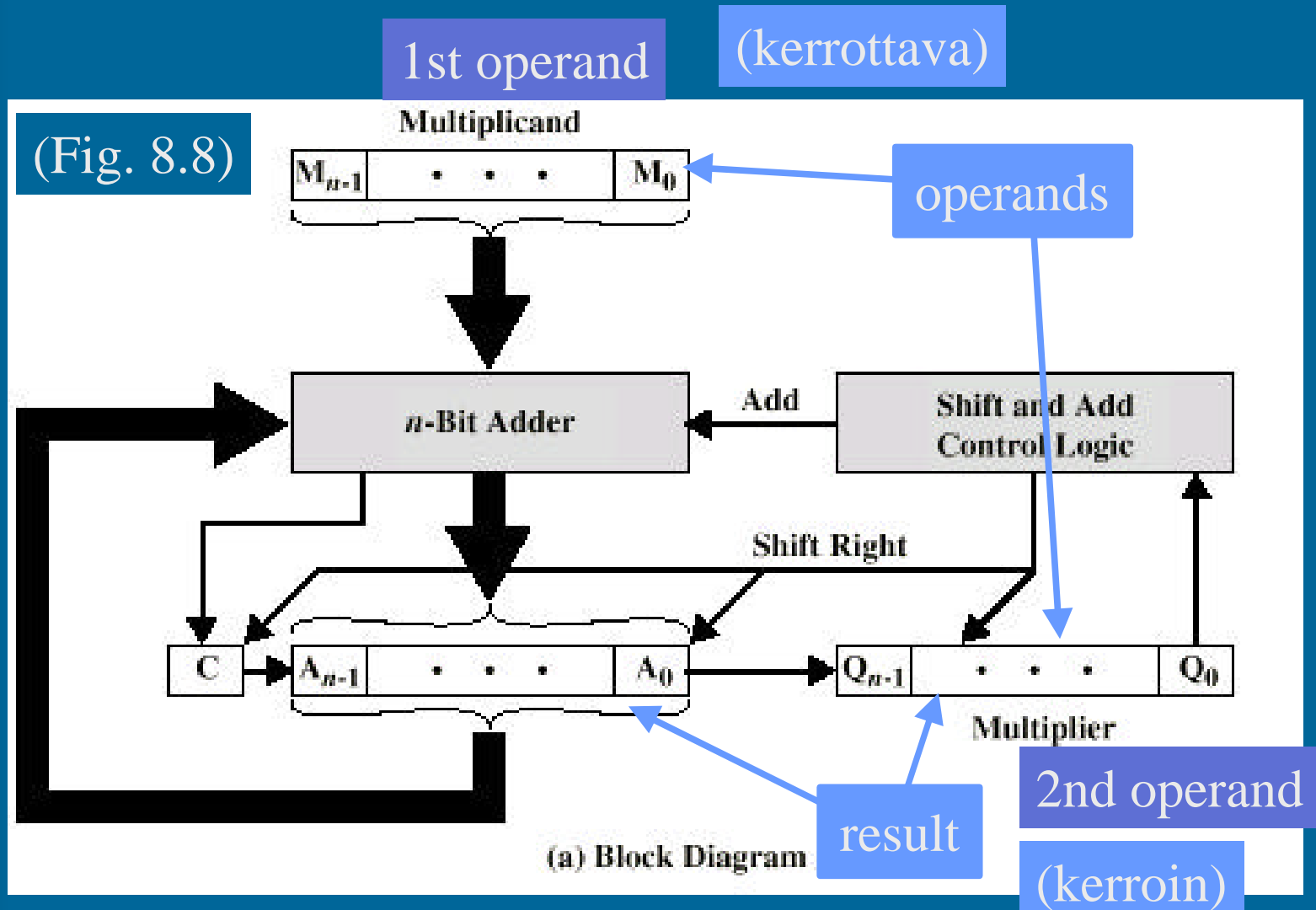
Fig. 8.6

Integer Multiplication (4)

- Complex
- Operands 32 bits \Rightarrow result 64 bits
- “Just like” you learned at school
 - optimised for binary data
 - it is easy to multiply with 0 or 1!
- Simpler case with unsigned numbers
 - simple circuits
 - adder
 - shifter
 - wires

Fig. 8.7

Unsigned Multiplication Example



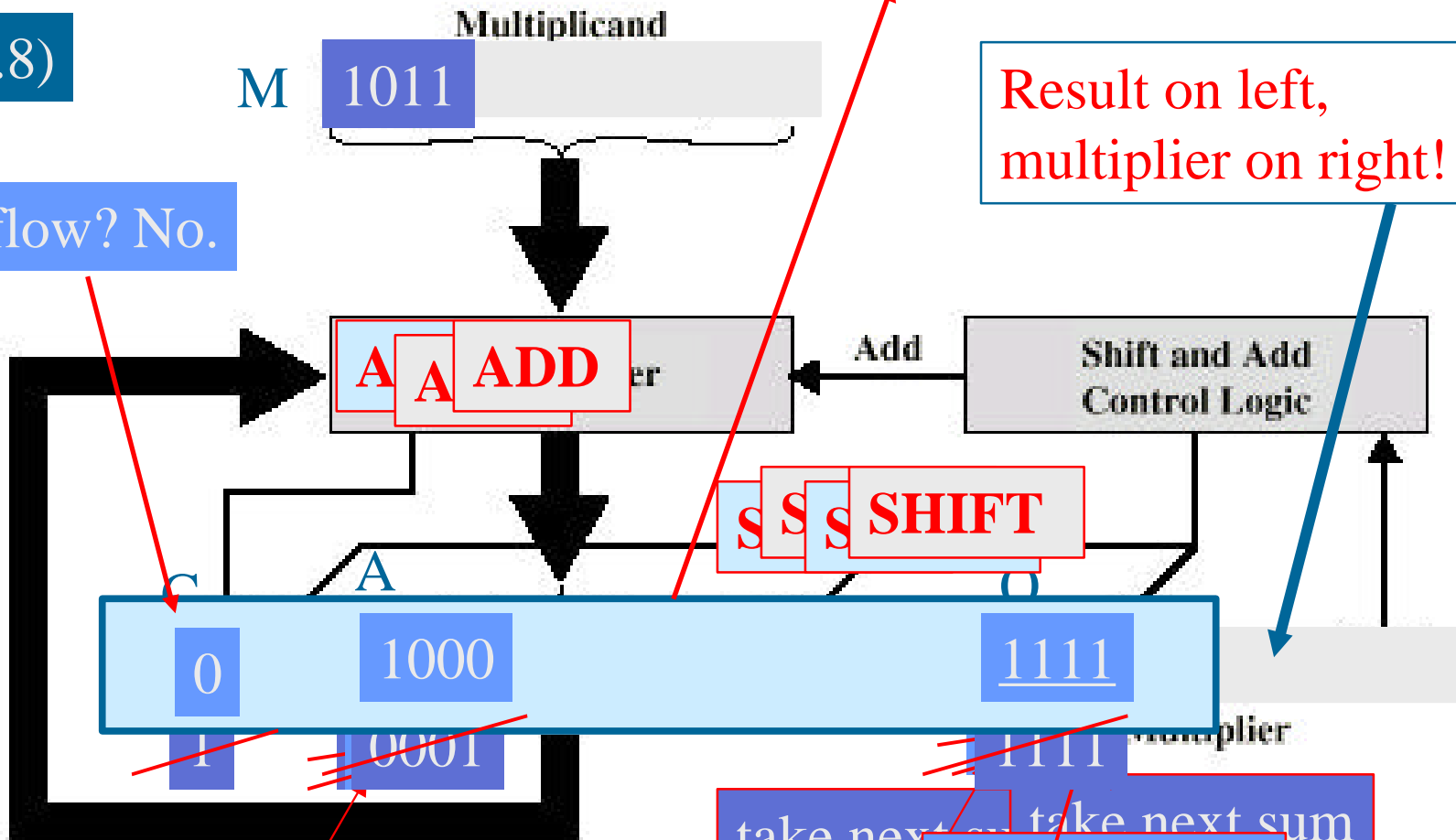
Unsigned Multiplication Example (19)

$$13 * 11 = ??? = 1000\ 1111 = 128+8+4+2+1 = 143$$

(Fig. 8.8)

Overflow? No.

Result on left, multiplier on right!



from C

result bit from A

take next sum

take next sum

just do SHIFT

Multiplication with Negative Values

- Multiplication for unsigned numbers does not work for negative numbers
 - algorithm applies only for unsigned integer representation
 - not the same case as with addition
- Could do it all with unsigned values
 - change operands to positive values
 - do multiplication with positive values
 - negate result if needed
 - OK, but can do better, I.e., faster

The Gist in Booth's Algorithm (7)

- Unsigned multiplication:
 - addition for every “1” bit in multiplicand

$$5 * 7$$



$$0101 * 0\underline{111}$$



$$\begin{array}{r} 0101 \\ + 01010 \\ + \underline{010100} \\ = 100011 \end{array}$$

- Booth's algorithm:

- combine all adjacent 1's in multiplicand together, replace all additions by one subtraction and one addition (to result)

$$5 * 7$$



$$0101 * 0\underline{111}$$



$$0101 * (-0001 + 1000)$$



$$\begin{array}{r} +0101000 \\ - \underline{0101} \\ = 100011 \end{array}$$

Booth's Algorithm (5)

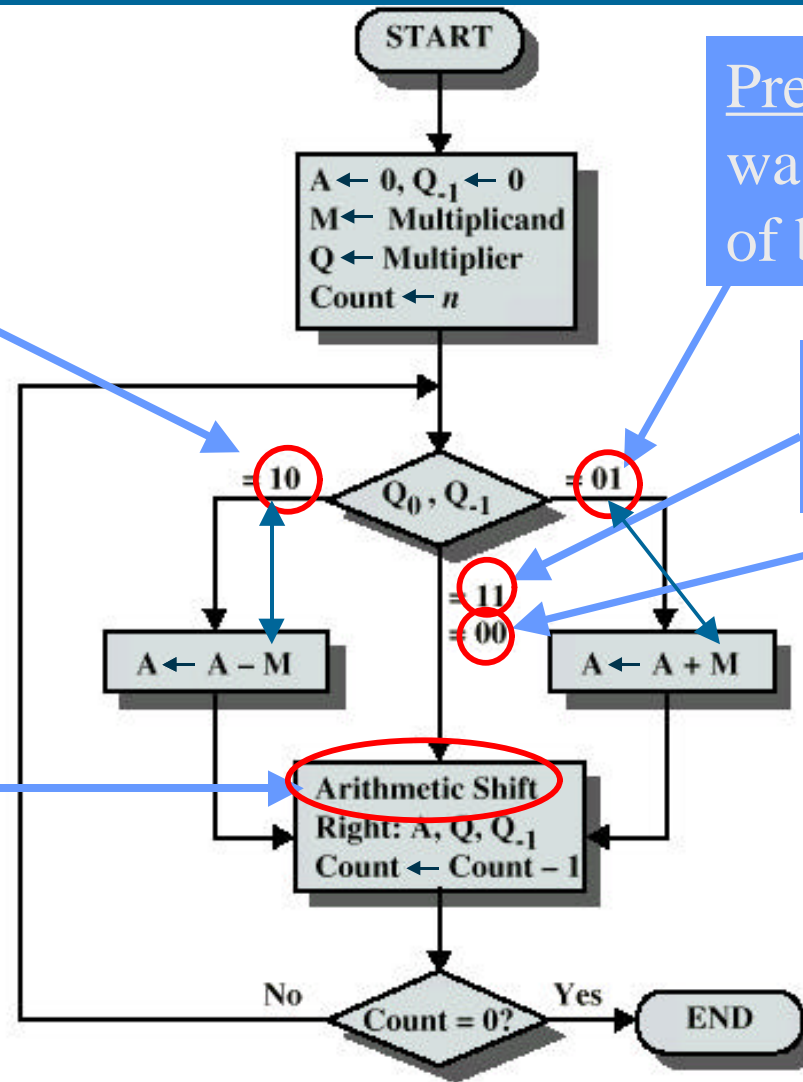
Current bit is the first of block of 1's

Sign bit extending

Previous bit was at the last of block of 1's

Continuing block of 1's

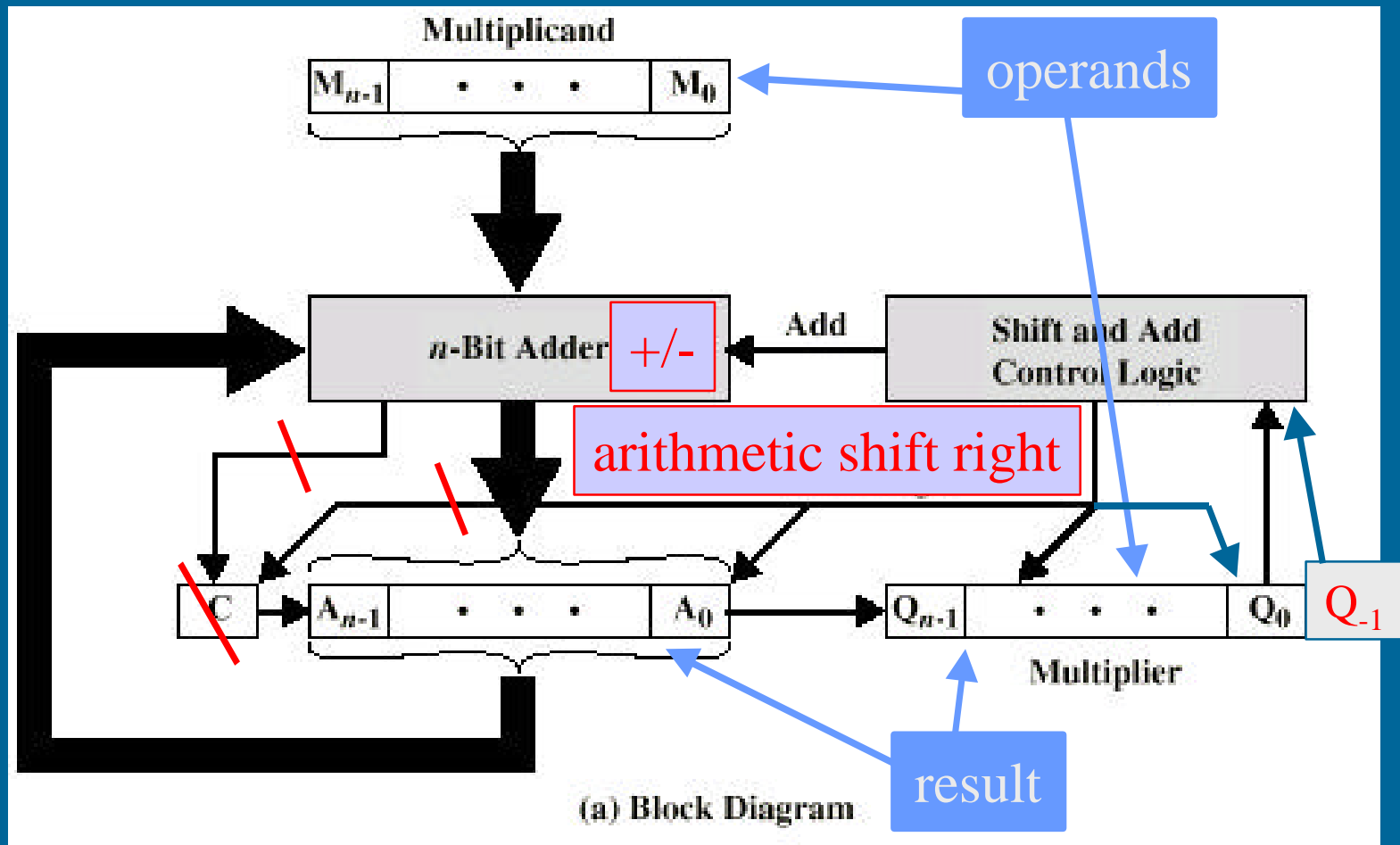
Continuing block of 0's



(Fig. 8.12)

Booth's Algorithm for Twos Complement Multiplication

Fig. 8.12

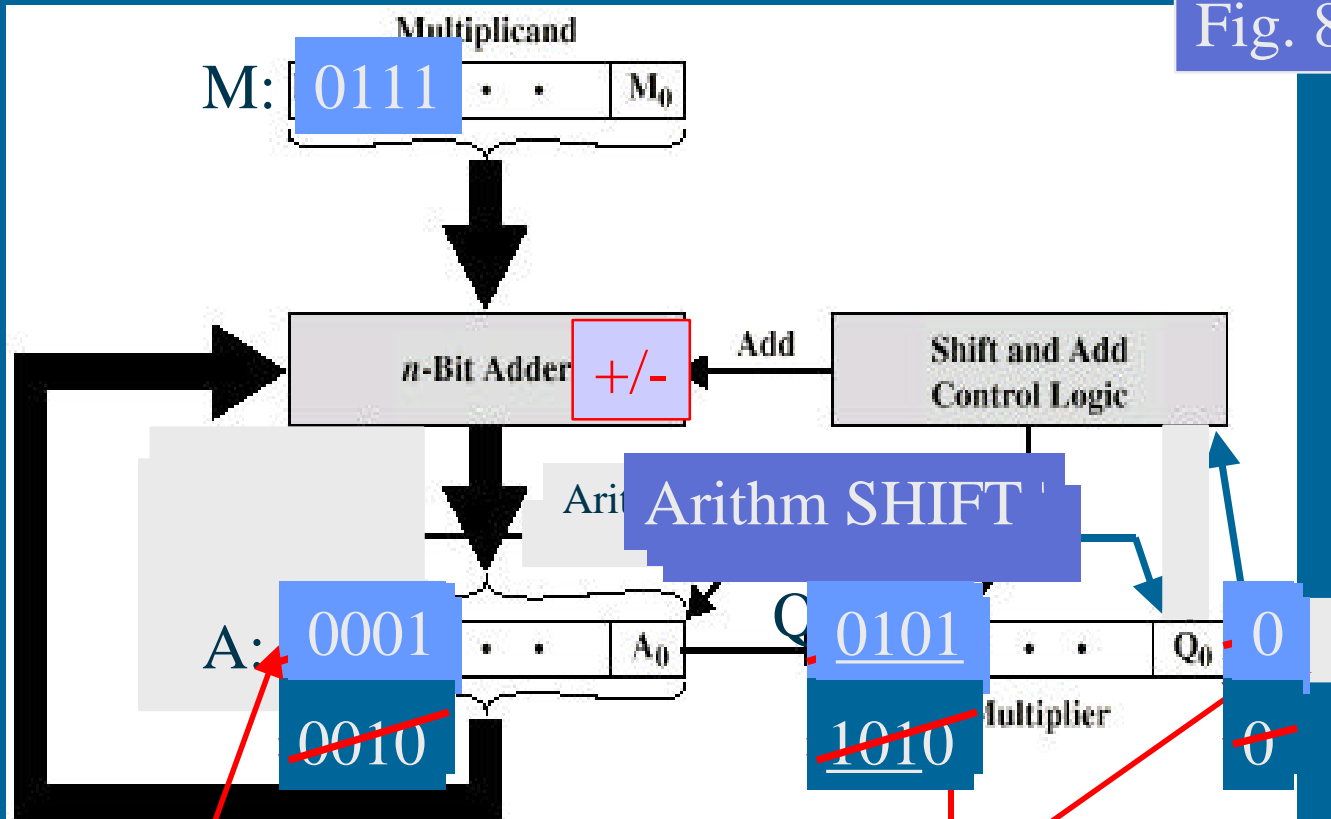


Booth's Algorithm Example (15)

$7 * 3 = ?$

$= 0001\ 0101 = 21$

Fig. 8.12




sign extended 1 bit of result

Carry bit was lost

01 ... 00 just SHIFT

Integer Division

- Like in school algorithm Fig. 8.15
 - easy: new quotient digit 0 or 1
 - M register for dividend (jaettava)
 - Q register for divisor & quotient (jakaja, osamäärä)
 - A register for (partial) remainder (jakojäännös)



10.11.1999

Copyright Teemu Kerola 1999

21

Floating Point Representation

$$-0.000\ 000\ 000\ 123 = -1.23 * 10^{-10}$$

$$+0.123 = +1.23 * 10^{-1}$$

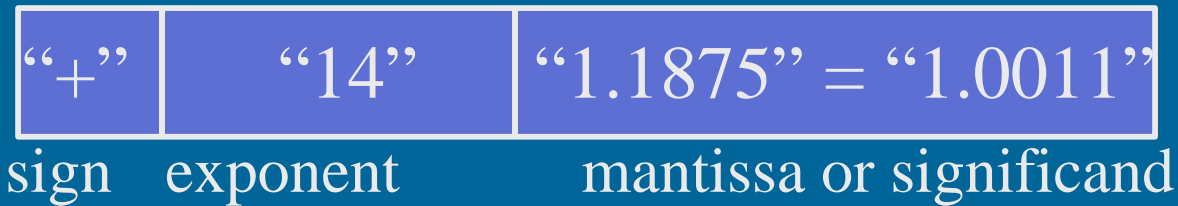
$$+123.0 = +1.23 * 10^2$$

$$+123\ 000\ 000\ 000\ 000 = +1.23 * 10^{14}$$

“+”	“14”	“1.23”
sign	exponent (exponentti)	mantissa or significand (mantissa)

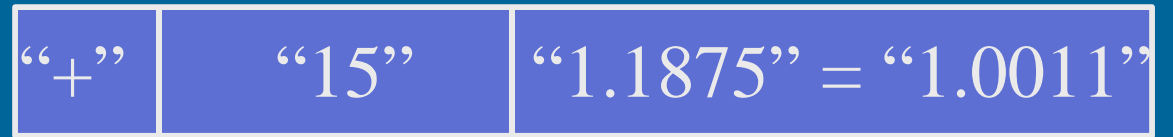
IEEE 32-bit Floating Point Standard

IEEE
Standard 754



- 1 bit for sign, 1 \Rightarrow “-”, 0 \Rightarrow “+”
- I.e., Stored value $S \Rightarrow$ Sign value = $(-1)^S$

IEEE 32-bit FP Standard



sign exponent mantissa or significand

- 8 bits for exponent, $2^8 - 1 = 127$ biased form

exponent = 5 store $5 + 127 = 132 = 1000\ 0100$

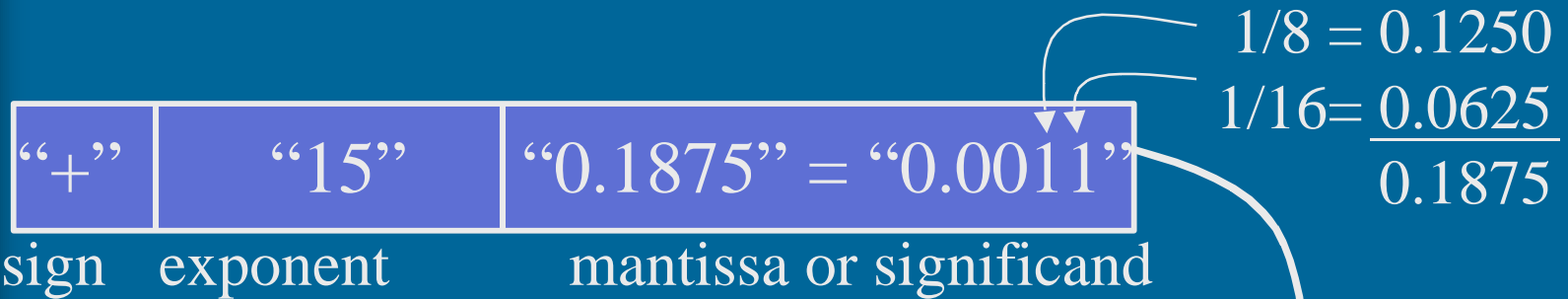
exponent = -1 store $-1 + 127 = 126 = 0111\ 1110$

exponent = 0 store $0 + 127 = 127 = 0111\ 1111$

– stored exponents 0 and 255 are special cases

- stored range: **1 - 254** \Rightarrow true range: **-126 - 127**

IEEE 32-bit FP Standard (7)



- 23 bits for mantissa, stored so that

1) Binary point (.) is assumed just right of first digit

2) Mantissa is normalised, so that leftmost digit is 1

3) Leftmost (most significant) digit (1) is not stored (implied bit)

mantissa exponent

0.0011 “15”

1.100 “12”

1000 “12”

24 bit mantissa!

IEEE 32-bit FP Values

$$23 = +10111.0 * 2^4 = +1.0111 * 2^4 = ?$$

$4+127=131$

0	1000 0011	011 1000 0000 0000 0000 0000
---	-----------	------------------------------

sign exponent mantissa or significand
1 bit 8 bits 23 bits

$$1.0 = +1.0000 * 2^0 = ?$$

$0+127 = 127$

0	0111 1111	000 0000 0000 0000 0000 0000
---	-----------	------------------------------

sign exponent mantissa or significand
1 bit 8 bits 23 bits

IEEE 32-bit FP Values



$X = ?$

$$X = (-1)^0 * 1.1111 * 2^{(128-127)}$$

$$= 1.1111_2 * 2$$

$$= (1 + 1/2 + 1/4 + 1/8 + 1/16) * 2$$

$$= (1 + 0.5 + 0.25 + 0.125 + 0.0625) * 2$$

$$= 1.9375 * 2$$

$$= 3.875$$

IEEE-754 Floating-Point Conversion

Christopher Vickery
Computer Science
Department at
Queens College of
CUNY
(The City University
of New York)

IEEE-754 Floating-Point Conversion from Floating-Point to Hexadecimal - Netscape

File Edit View Go Communicator Help

<http://babbage.cs.qc.edu/courses/cs341/IEEE-754.html>

Bookmarks Netsite: <http://babbage.cs.qc.edu/courses/cs341/IEEE-754.html> What's Related

Enter a decimal floating-point number here,
then click either the **Rounded** or the **Not Rounded** button.

Decimal Floating-Point:

Rounding from floating-point to 32-bit representation uses the IEEE-754 round-to-nearest-value mode.

Results:

Decimal Value Entered:

Single precision (32 bits):

Binary: Status:

Bit 31 Sign Bit	Bits 30 - 23 Exponent Field	Bits 22 - 0 Significand
<input type="text" value="1"/>	<input type="text" value="10001111"/>	<input type="text" value="1.11100010010000001100101"/>
0: + 1: -	Decimal value of exponent field and exponent <input type="text" value="143"/> - <input type="text" value="127"/> = <input type="text" value="16"/>	Decimal value of the significand <input type="text" value="1.8838011"/>

Hexadecimal: Decimal:

Document: Done

IEEE FP Standard

- Single Precision (SP) 32 bits
- Double Precision (DP) 64 bits

(yksin- ja
kaksinkertainen
tarkkuus)

Table 8.3

- Special values
 - -0 , $+\infty$, $-\infty$, NaN
 - denormalized values

Table 8.4

Not a Number

IEEE SP FP Range

- Range
 - 8 bit exponent, effective range: $-126 \dots +127$
 - range $2^{-126} \dots 2^{127} \approx -10^{-38} \dots 10^{38}$
- Accuracy
 - 23 bit mantissa, 24 bit effective mantissa
 - change least significant digit in mantissa?
 - $2^{24} \approx 1.7 * 10^{-7} \approx 6$ decimal digits

Floating Point Arithmetic (4)

Table 8.5

- Relatively simple
- Done from registers with all bits
 - implied bit included
- Add/subtract
 - more complex than multiplication
 - denormalize first one operand so that both have same exponent
- Multiplication/Division
 - handle mantissa and exponent separately

FP Add or Subtract (4)

- Check for zeroes $1.234 \cdot 10^4 + 4.444 \cdot 10^6$
 - trivial if one or both operands zero
- Align mantissas $0.01234 \cdot 10^6 + 4.444 \cdot 10^6$
 - same exponent
- Add/subtract $4.45634 \cdot 10^6$
 - carry?
⇒ shift right and add increase exponent
- Normalize result $4.45634 \cdot 10^6$
 - shift left, reduce exponent

FP Special Cases

- Exponent overflow (ylivuoto)
 - above max Exception Or $\pm\infty$?
- Exponent underflow (alivuoto)
 - below min Exception or zero?
- Mantissa (significant) underflow
 - in denormalizing may move bits too much right
 - all significant bits lost? Oooops, lost data!
- Mantissa (significant) overflow Fix it
 - result of adding mantissas may have carry

FP Multiplication (Division) (7)

Check for zeroes

Result $0, \pm\infty$??

Add exponents

Subtract extra bias

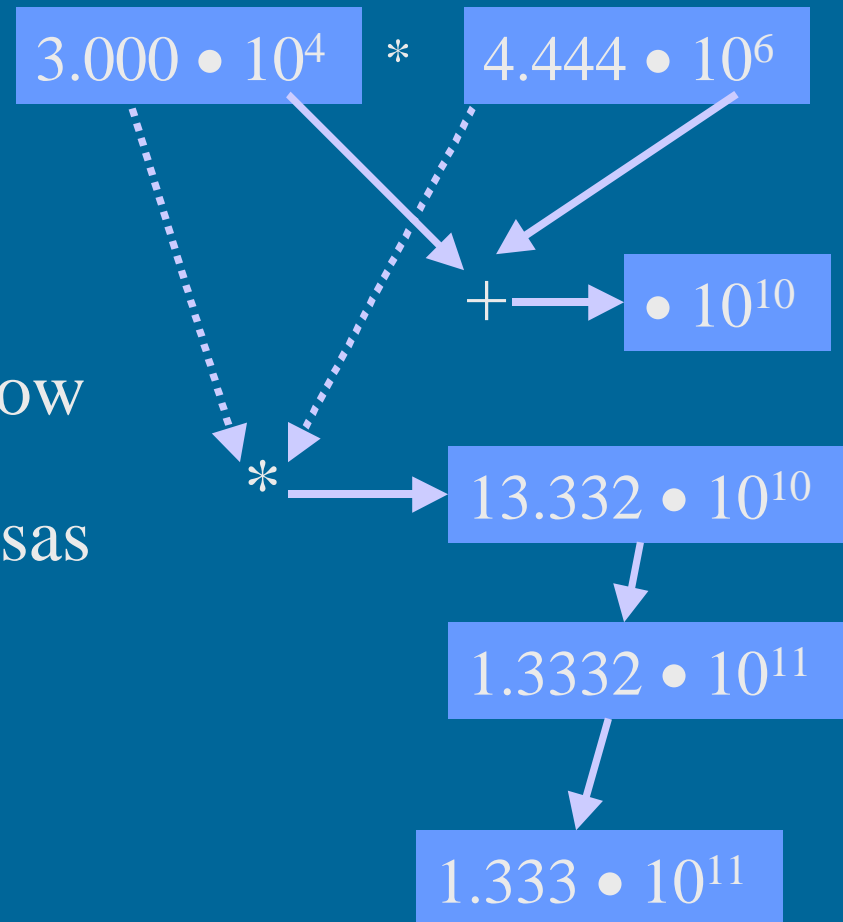
Report overflow/underflow

Multiply (divide) mantissas

Normalise

Round

(pyöristä)



Rounding (4)

- Guard bits

- extra padding with zeroes

- used with computations only

- computations with more accuracy than data

$$4.444 \cdot 10^6$$

$$4.444\underline{00} \cdot 10^6$$

$$2.0 - 1.9999 \approx 1.000000 \cdot 2^1 - 0.1111111 \cdot 2^1 \\ = 1.000000 \cdot 2^1 - 1.111111 \cdot 2^0$$

normalised

6 bit mantissa

$$\begin{array}{r} 1.000000 \cdot 2^1 \\ - 0.111111 \cdot 2^1 \\ \hline = 0.000001 \cdot 2^1 \\ = 1.000000 \cdot 2^{-5} \end{array}$$

Different accuracy!

$$\begin{array}{r} 1.000000 \ 00 \cdot 2^1 \\ - 0.111111 \ 10 \cdot 2^1 \\ \hline = 0.000000 \ 10 \cdot 2^1 \\ = 1.000000 \ 00 \cdot 2^{-6} \end{array}$$

Align mantissas

2 guard bits

Rounding Choices (4)

4 digit accuracy in memory?

- Nearest representable

3.1234 or -4.5678

- Toward $+\infty$

3.123 or -4.568

- Toward $-\infty$

3.124 or -4.567

- Toward 0

3.123 or -4.568

3.123 or -4.567

IEEE ∞ and NaN

- ∞
 - outside range of finite numbers
 - rules for arithmetic with ∞
- NaN
 - invalid operation (E.g., 0.0/0.0) can result to NaN or exception
 - user control
 - quiet NaN instead of exception

Table 8.6

IEEE Denormalized Numbers (4)

- Problem: What to do when can not normalize any more?

- Exponent would underflow

- Answer: Denormalized representation

- smallest representable exponent reserved for this purpose

- mantissa is not normalized

- smallest (closest to zero) value is now much smaller than with normalized representation

$$0.003456 \cdot 10^{-99}$$

6 decimal
digit
mantissa

Smallest
representable
exponent

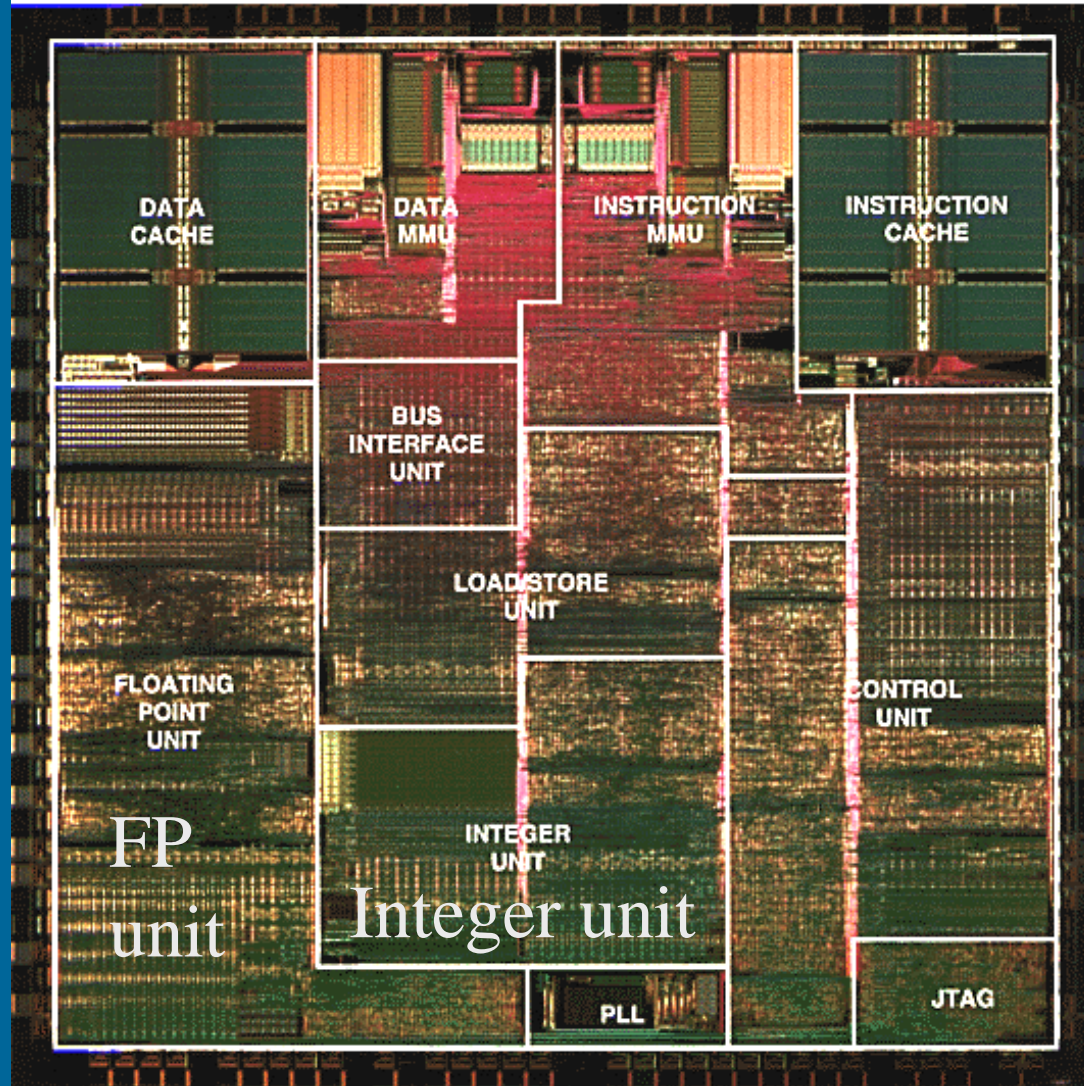
$$1.000000 \cdot 10^{-99}$$

?

$$0.000001 \cdot 10^{-99}$$

-- End of Chapter 8: Arithmetic --

Motorola's PowerPC™ 602 RISC Microprocessor



http://infopad.eecs.berkeley.edu/CIC/die_photos/