

# Computer System Overall Structure Ch 1-8

Review  
Overall Picture  
Refresh Computer Organization I  
(TiTo)

09/09/2003

Copyright Teemu Kerola 2003

1

## Computer System

- Data movement, storage, and processing

Figs 1.3, 1.4

- Control

Figs 1.5, 1.6

Figs 3.2, 3.3, 3.9

- System and I/O Buses
- Internal and external memories
- Input/Output systems
- Operating Systems support

09/09/2003

Copyright Teemu Kerola 2003

2

# System & I/O Buses

- Bus configurations Fig 3.18
- Local (internal, memory) bus (sisäinen väylä)
  - inside CPU chip
  - connects CPU to cache
- System bus (systeemiväylä)
  - connects CPU to memory
- I/O bus (I/O väylä)
  - connects CPU & memory to I/O devices
- Implementation details later on

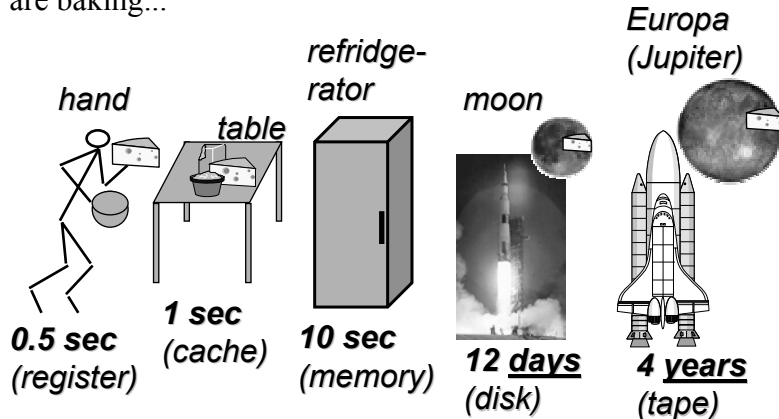
# Internal and External Memories

- Memory hierarchy (muistihierarkia)
  - Fig 4.1
  - Registers, L1 Cache, L2 Cache
  - Main memory, Disk cache
  - Disk, Optical, Tape
  - File server (local, via LAN)
  - Remote server (via WWW?)
- Storage capacity vs. access time (saantiaika)

Fig 4.3 [Stal96]

# Teemu's Cheesecake

Register, on-chip cache, memory, disk, and tape speeds relative to times locating cheese for the cheese cake you are baking...

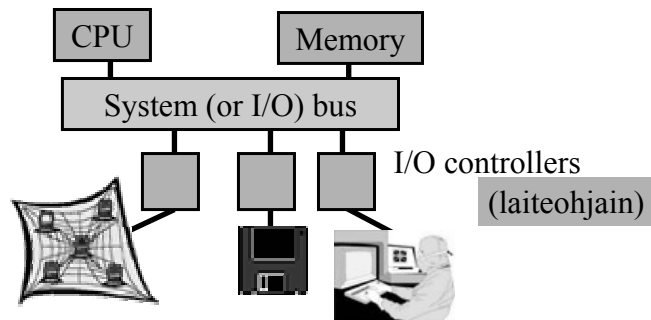


09/09/2003

Copyright Teemu Kerola 2003

5

# Input/Output Systems



- Three categories

- I/O with people

Video display, joy-stick, ...

- I/O with machines

CD, disk, ...

- Communication

Ethernet, token ring, ...

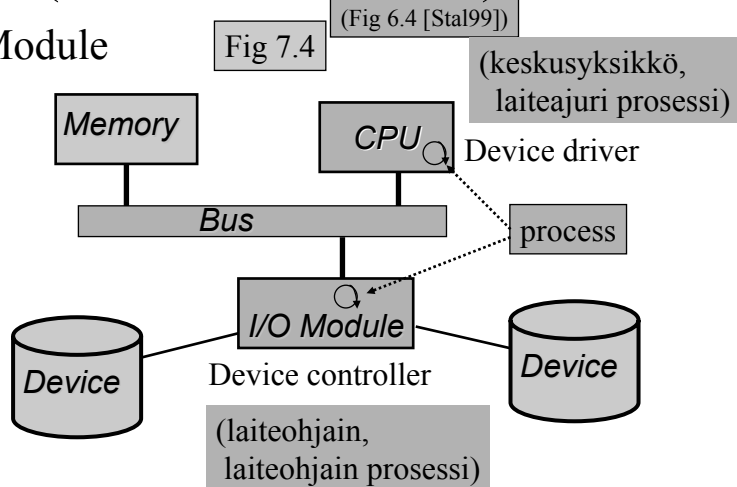
09/09/2003

Copyright Teemu Kerola 2003

6

# I/O Module (Device Controller)

- I/O Module



09/09/2003

Copyright Teemu Kerola 2003

7

## Direct vs. Interrupt-driven I/O <sup>(2)</sup>

- Direct, I.e., programmed I/O **(suora I/O)**
  - CPU controls I/O directly
  - CPU spins (waits) while I/O device works
  - I/O device transfers one word at a time
- Interrupt-driven I/O **(keskeyttävä I/O)**
  - CPU gives one I/O command, does a process switch, and continues with some other work
  - when I/O is done, I/O controller interrupts the CPU, and original process is made ready to run again

09/09/2003

Copyright Teemu Kerola 2003

8

## Direct vs. Interrupt-driven I/O (contd) <sup>(2)</sup>

- Direct Memory Access (DMA)
  - I/O controller can directly access memory
    - o/w access only to “data registers”
  - interrupt CPU only after (a big) block transfer
- I/O channels and I/O processors
  - I/O controller is smart
  - I/O controller manages complete I/O jobs
    - each with many DMA transfers?
    - many I/O jobs in queue at a time?

09/09/2003

Copyright Teemu Kerola 2003

9

## Memory-Mapped I/O <sup>(3)</sup>

(muistiinkuvattu I/O)

- Each device controlled via device registers
  - data, status, control (laiterekisterit)
- Device registers are addressed similarly as memory
  - with normal read/write instructions (vs. specific machine instructions for I/O)
  - device controller acts also as a memory card
- Device registers are physically located in the device controller which recognises certain memory addresses belonging to it

09/09/2003

Copyright Teemu Kerola 2003

10

# SCSI - Small Computer System Interconnect <sup>(3)</sup>

- Parallel data interface
  - 8,16, or 32 parallel data lines (wires)
  - 9 control lines
- Max 7 devices
- Arbitration
  - select who can use
  - the one with the highest priority wins
  - priority = SCSI id selected for the device

09/09/2003

Copyright Teemu Kerola 2003

11

# Operating Systems Support

- User/computer interface (käyttöliittymä)  
Fig 8.1 (Fig 7.1 [Stal99])
- Resource manager (resurssien hallinta)  
Fig 8.2 (Fig 7.2)
- Process manager (prosessien hallinta)  
Fig 8.7 (Fig 7.8) (prosessin tilat)
- Process Control Block (PCB) (prosessin kontrollilohko)  
Fig 8.8 (Fig 7.9)

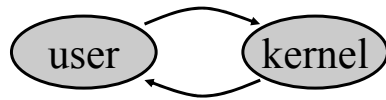
09/09/2003

Copyright Teemu Kerola 2003

12

# Processor States

(suorittimen tilat)



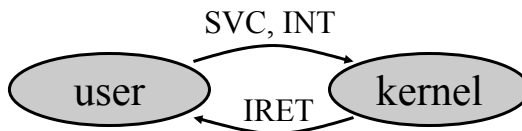
- User mode (normal mode) (käyttäjätila)
  - can use only non-privileged instructions
  - can access only memory in user-space
- Kernel mode (privileged mode) (etuoikeutettu tila)
  - can use all machine instructions, including privileged instructions (etuoikeutetut konekäskyt)
  - can access all memory, including kernel memory (KJ:n ytimen omat muistialueet)

09/09/2003

Copyright Teemu Kerola 2003

13

# Changing Processor Mode




- User mode → kernel mode
  - interrupt or explicit SVC instruction
  - interrupt handler checks for rights to change mode (keskeytyksäsitteijä)
- Kernel mode → user mode
  - privileged machine instruction
  - return from interrupt (e.g., IRET)
  - returns control & restores previous mode

09/09/2003

Copyright Teemu Kerola 2003

14

-- End of Chapter 1-8: Intro --



09/09/2003

Copyright Teemu Kerola 2003

15