

## 582425 Real-Time Systems (2ov) Spring 2006

Tiina Niklander

### Course content

Week 1	Introduction
Week 2	RM & EDF (4-6)
Week 3	Aperiodic and sporadic jobs (7)
Week 4	Resource competition (8)
Week 5	Communication (11)
Week 6	Multiprocessors (9), OS (12)
Exam	Monday 8.5.2006

### Course Structure

- n Tuesday 12-14
  
- n Study the material (=read the book)
- n Do the exercises for the meeting
  
- n Exercises will be published in the www on the previous week

### Course material

- n Jane Liu: Real-Time Systems, Prentice-Hall, 2000.
  
- n Plus the articles:
  - n K. Ramamritham, S.H. Son ja L.C.Dipippo. Real-time Databases and Data Services. Real-Time Systems, 28, 179-215, 2004.
  - n J.A. Stankovic ja R. Rajkumar. Real-Time Operating Systems. Rea-Time Systems, 28, 237-253, 2004.
  - n G.C. Buttazzo. Rate Monotonic vs. EDF: Judgment Day. Real-Time Systems, 29, 5-26,2005.

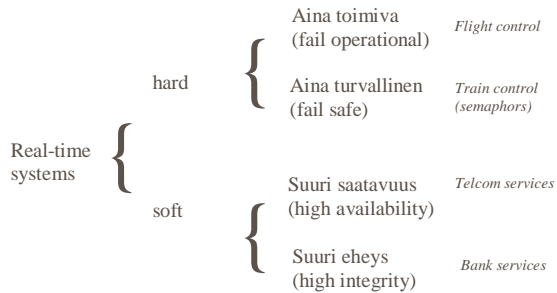
### More information or alternative sources

- n Some other real-time books:
  - n Burns & Wellings: Real-Time Systems and Programming Languages, Addison-Wesley
  - n Krishna & Shin: Real-Time Systems, McGraw-Hill, 1997
- n News groups, mm. comp.realtime
- n <http://cs-www.bu.edu/pub/ieee-rts/> (IEEE Technical committee on Real-Time Systems)
- n <http://www.real-time.org/> (Douglas Jensen)

### For the week 2 exercises you need to study

- n Real-time system model (Ch 3)
- n Basic Scheduling Mechanisms (Ch 4-6)
- n Schedulability Tests (in Ch 6)
  - n Utilisation
  - n Time-Demand Analysis

## Classification



## Model used on the course

- Processors  $P$
- Resources  $R$ 
  - Only the resources that are under a contention
- Jobs  $J$ 
  - Release time  $r$ 
    - phase, period
  - Execution time  $e$
  - Deadline  $d$

$$J_i(\phi, p, e, d)$$

## Release time $r$ – arrival time

- Distribution
  - Fixed  $r_i$
  - Equal distribution  $[r_i^-, r_i^+]$
  - Statistical distribution function  $A(x)$ , for example Poisson
- The distribution of the release times depends on the used model

## Execution time $e$

- Execution times can vary just as the release times
- Often possible to estimate the minimum and maximum execution times  $[e_i^-, e_i^+]$
- For the hard and critical jobs the maximum execution  $e_i^+$  is always used.

## Static Table based sched.

	d	e
T1	4	1
T2	5	1.8
T3	20	1
T4	20	2

- Period tasks (known in advance)
- Off-line created table for the whole hyperperiod (least common multiple of the periods)




Table elements: (0,T1),(1,T3),(2,T2),(3,8,I),(4,T1),....,(19,8,I)

## Frames:

- Lower limit – sufficiently long  $f \geq \max_{1 \leq i \leq n} (e_i)$ 
  - Each job fits in one frame
- Upper limit – always one full frame between the release time and deadline of one job

$$2f - \text{syt}(p_i, f) \leq D_i$$

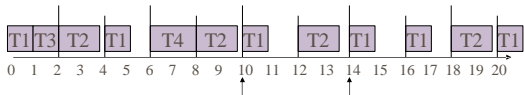
- Number of frames: size divides hyperperiod

$$\lfloor p_i / f \rfloor - p_i / f \geq 0$$

### Frame size calculation

	d	e
T1	4	1
T2	5	1.8
T3	20	1
T4	20	2

- Hyperperiod: H = 20
- Lower:  $f \geq \max(1, 1.8, 1, 2)$
- Alternatives: 2,4,5,10,20
- Upper:  $2f\text{-syt}(p_i, f) \leq D_i$
- Conclusion:  $f=2$  only poss.



### Priority-based scheduling

- Static priority (both task and job)
  - Rate-monotonic (RM)
  - Deadline-monotonic (DM)
- Dynamic priority
  - EDF - task dynamic, job static
  - LST - both task and job dynamic

### Processor Utilisation

$$U = \sum_{i=1}^n \frac{e_i}{p_i}$$

### Schedulability condition

- EDF

$$U_{EDF} = \sum_{i=1}^n \frac{e_i}{\min(p_i, d_i)} \leq 1$$

- RM

$$U_{RM} \leq n(2^{1/n} - 1)$$

$$\lim_{n \rightarrow \infty} n(2^{1/n} - 1) = \ln 2 \approx 0.693$$

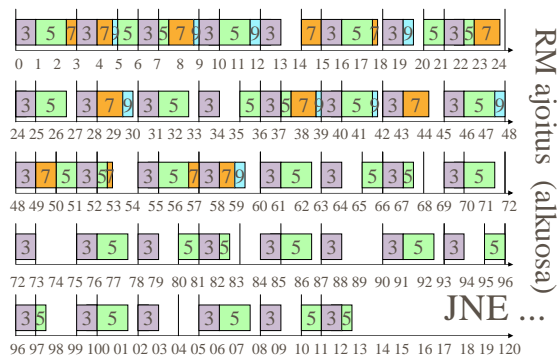
### Schedulability Test

- Taks
  - (3,1), (5,1.5), (7,1.25) ja (9,0.5)
- Utilisation
  - $1/3 + 1.5/5 + 1.25/7 + 0.5/9 = 0.85$

	d	e
T1	3	1
T2	5	1.5
T3	7	1.25
T4	9	0.5

- $0.85 < 1 \Rightarrow$  schedulable with EDF
- $0.85 > 4(2^{1/4} - 1) = 0.757 \Rightarrow$  RM - cannot say. Needs some other test.

(3,1), (5,1.5), (7,1.25) ja (9,0.5)



## Time-Demand Analysis

- Tasks  $T_i$  in priority order from highest

$$w_i(t) = e_i + \sum_{k=1}^{i-1} \left\lceil \frac{t}{p_k} \right\rceil e_k, \text{ kun } 0 < t \leq p_i$$

- Tasks are schedulable, when  $\forall i$

$$\exists w_i(t) \leq t, \text{ jollekin } t \leq d_i \leq p_i$$

## Time-Demand Analysis

- T1 (3,1)
- T2 (5,1.5)
- T3 (7,1.25) ja
- T4 (9,0.5)

Maximum response Times (notice small dots)

- T1 1
- T2 2.5
- T3 4.75
- T4 9

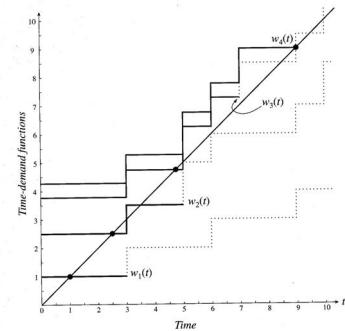


FIGURE 6-9 Time-demand analysis (3,1), (5, 1.5), (7, 1.25), and (9, 0.5).

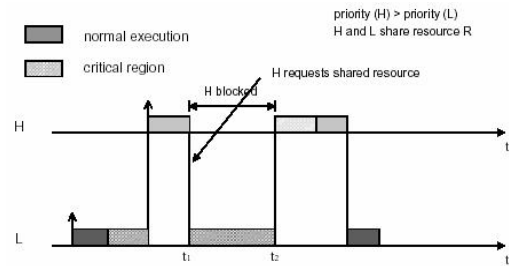
## Blocking needs to be considered

- One low priority task can block a higher priority task
- Add the longest blocking time over all lower priority tasks to the execution time of the higher priority task. Blocking time is

$$b_i(np) = \max_{i+1 \leq k \leq n} \theta_k$$

$$U_{EDF} = \sum_{i=1}^n \frac{e_i}{\min(p_i, d_i)} + \frac{b_i}{\min(p_i, d_i)} \leq 1$$

## Odotusongelma (Blocking problem)



## Prioriteetin kääntäminen (Priority inversion)

